






10/100BASE-TX SINGLE PORT TRANSFORMER MODULES

With Various Transmit Turns Ratios



-  RoHS-5 peak reflow temperature rating 235°C
-  RoHS-6 peak reflow temperature rating 245°C
-  Meets IEEE 802.3 specification
-  Designed for use with transceivers for AMD & Micrel

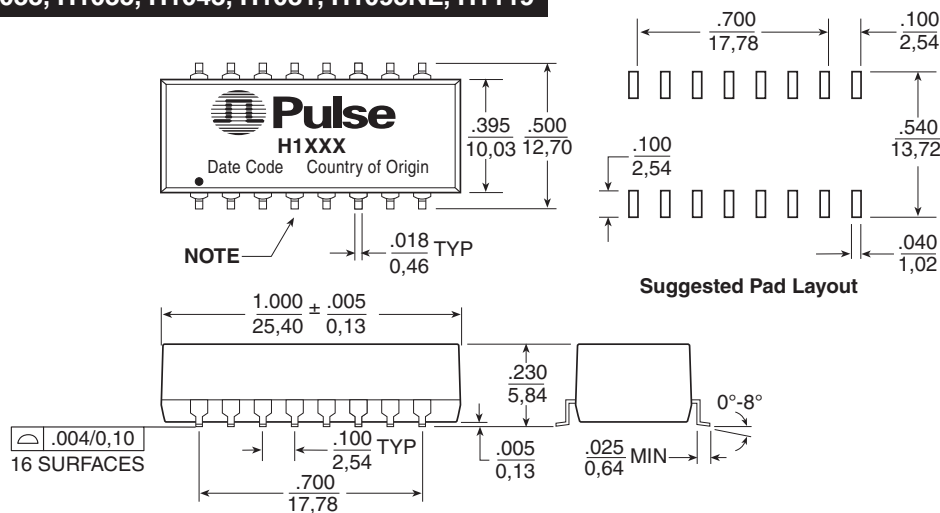
Electrical Specifications @ 25°C — Operating Temperature 0°C to 70°C

RoHS-5 ³ Compliant Part Number	RoHS-6 ⁴ Compliant Part Number	Turns Ratio (±5%)		Insertion Loss (db MAX)	Return Loss (db MIN)			Crosstalk (dB MIN)			Hipot (Vrms MIN)
		TX	RX		100 KHz-100 MHz	30 MHz	60 MHz	80 MHz	30 MHz	60 MHz	100 MHz
H1013	—	1:√2	1:1	-1.0	-16	-12	-10	-45	-38	-34	1500
H1015	H1015NL ^{2c}	1:√2	1:1	-1.0	-16	-12	-10	-45	-38	-34	1500
H1033	H1033NL ^{2c}	1:√2	1:1	-1.0	-16	-12	-10	-45	-38	-34	1500
H1035	—	1:√2	1:1	-1.0	-16	-12	-10	-45	-38	-34	1500
H1043	H1043NL ^{2c}	1:√2	1:1	-1.0	-16	-12	-10	-45	-38	-34	1500
H1081	H1081NL ^{2d}	1:√2	1:1	-2.0	-18	-12	-11	-45	-38	-34	1500
—	H1093NL ^{2c}	1:√2	1:1	-1.0	-16	-12	-10	-45	-38	-34	1500
H1119	H1119NL ^{2c}	1:√2	1:1	-2.0	-16	-11	-10	-45	-38	-34	1500

- For Tape & Reel packaging**, add suffix “T” to the end of the part number when ordering, e.g. H1081T.
- MSL= Moisture Sensitivity Level** a = 1 b = 2 c = 3 d = 4 e = 5.
- RoHS-5:** Product does not contain 5 out of the 6 banned substances specified in the RoHS directive (product contains lead in applications considered solder).
- RoHS-6:** Product does not contain 5 out of the 6 banned substances specified in the RoHS directive. Some internal connections may contain lead in high-temperature solder (solder alloys containing more than 85% lead).
NOTE: The H1093NL has been optimized for use with the Kendin KS8761 (now Micrel).

Mechanical

H1013, H1015, H1033, H1035, H1043, H1081, H1093NL, H1119



Dimensions: $\frac{\text{Inches}}{\text{mm}}$

Unless otherwise specified, all tolerances are $\pm \frac{.010}{0,25}$

NOTE: Pin 4 is omitted on the H1015.

10/100BASE-TX SINGLE PORT TRANSFORMER MODULES

With Various Transmit Turns Ratios

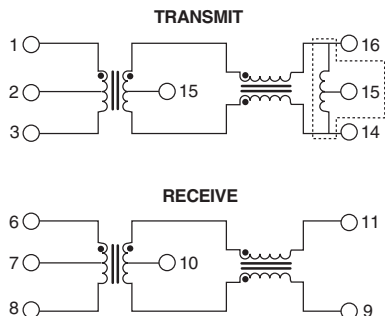


Schematics

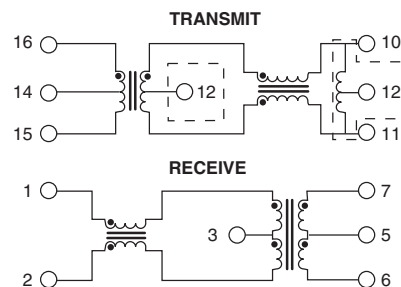
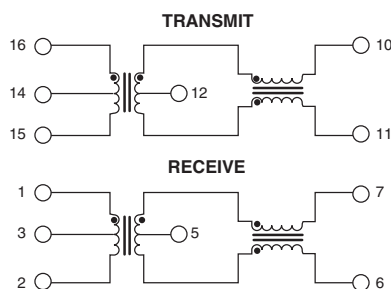
H1013, H1033, H1043, H1093NL

H1015

H1035, H1081, H1119

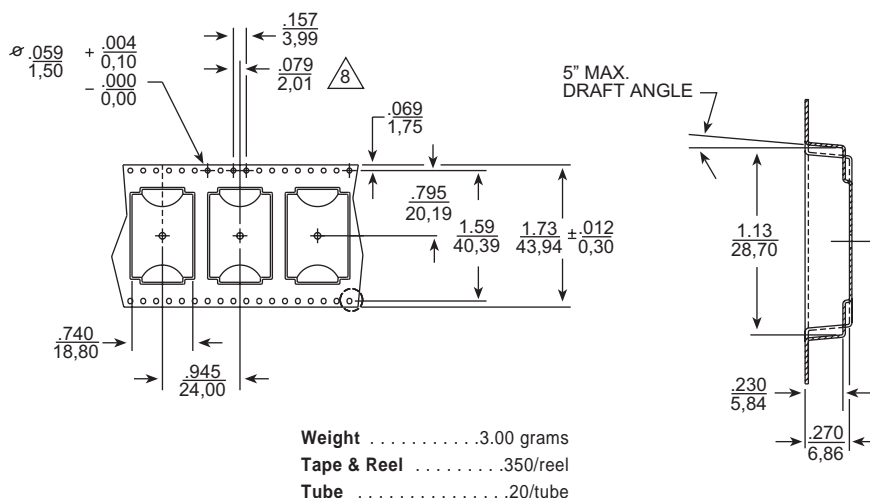


NOTE: H1047 has an autotransformer on



NOTE: The H1081 incorporates an autotransformer, so there is no connection to the TX transformer center tap.

Tape and Reel Specifications



NOTE: Modules are packaged in tubes, unless Tape & Reel is specified. Add the suffix "T" such as H1013T for Tape & Reel orders.

For More Information:

Pulse Worldwide Headquarters
12220 World Trade Dr.
San Diego, CA 92128
U.S.A.

www.pulseeng.com

Tel: 858 674 8100
Fax: 858 674 8262

Pulse Europe
Einsteinstrasse 1
D-71083 Herrenberg
Germany

Tel: 49 7032 7806 0
Fax: 49 7032 7806 135

Pulse China Headquarters
B402, Shenzhen
Tech-Innovation International
Tenth Kejinan Rd.
High-Tech Industrial Park
Nanshan District, Shenzhen
China

Tel: 86 755 33966678
Fax: 86 755 33966700

Pulse North China
Room 1503
XinYin Building
No. 888 YiShan Rd.
Shanghai 200233
China

Tel: 86 21 54643211/2
Fax: 86 21 54643210

Pulse South Asia
150 Kampong Ampat
#07-01/02
KA Centre
Singapore 368324

Tel: 65 6287 8998
Fax: 65 6280 0080

Pulse North Asia
No. 26, Kao Ching Rd.
Yang Mei Chen
Taoyuan Hsien
Taiwan
R. O. C.

Tel: 886 3 4641811
Fax: 886 3 4641911

Performance warranty of products offered on this data sheet is limited to the parameters specified. Data is subject to change without notice. Other brand and product names mentioned herein may be trademarks or registered trademarks of their respective owners.

© Copyright, 2007. Pulse Engineering, Inc. All rights reserved.