

G1A-G1M 1.0AMP SURFACE MOUNT GLASS RECOVERY RECTIFIER

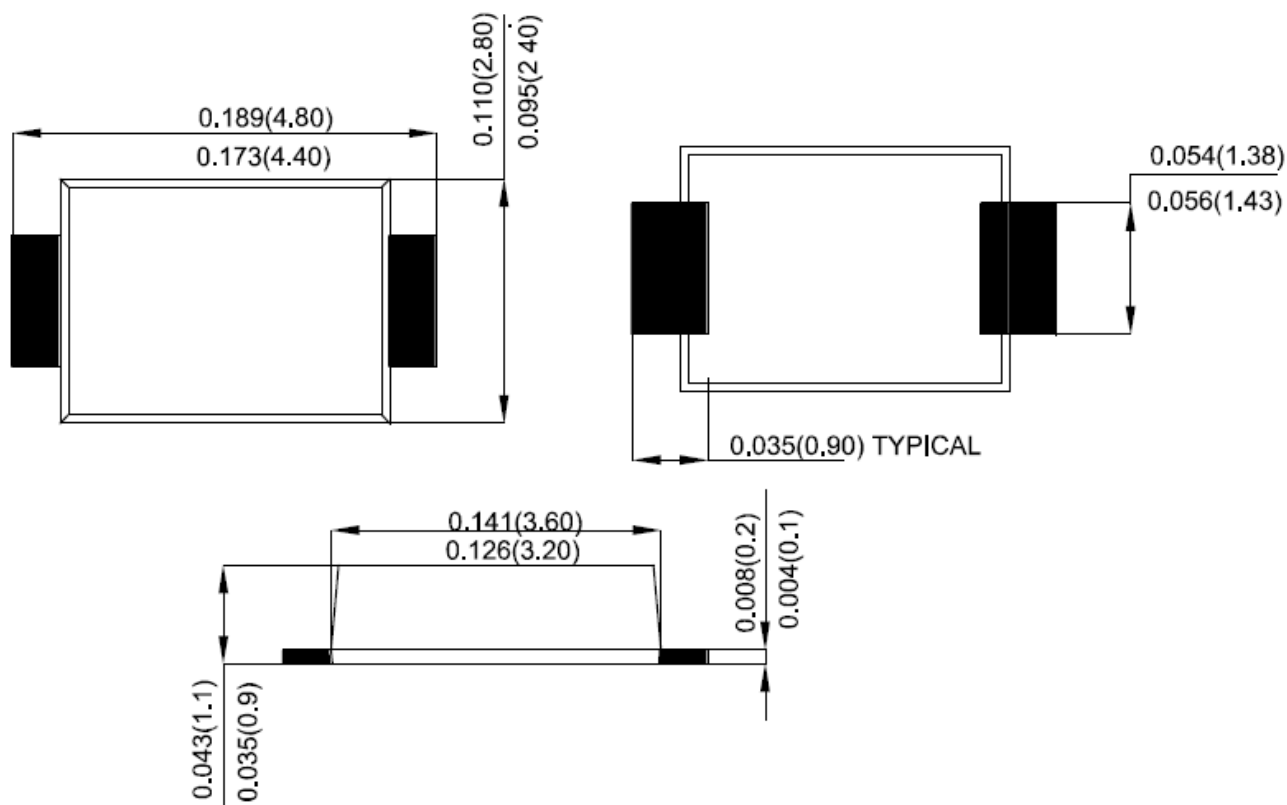
Features:

- For surface mounted application
- Low forward voltage drop
- High current capability
- High reliability
- Classification Rating 94V- 0

Mechanical Data:

- Case: SMAF, Molded plastic
- Terminals: Plated leads solderable per MIL-STD-750, Method 2026 guaranteed
- Polarity: Color band denotes cathode end
- Mounting Position: Any
- Marking: Type Number

Mechanical Dimensions: In Inches/mm



SMAF

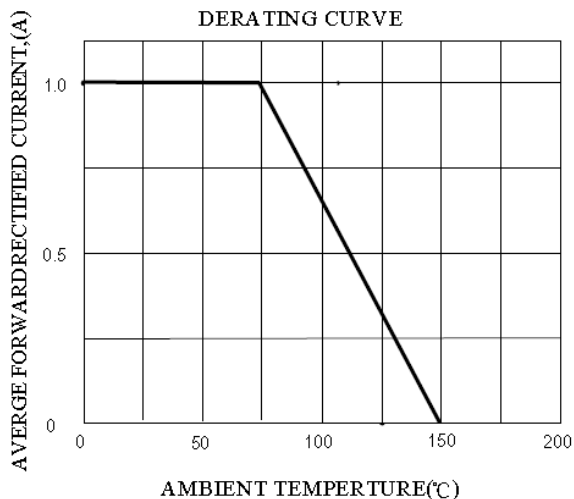
- China - Germany - Korea - Singapore - United States •
- <http://www.smc-diodes.com> - sales@smc-diodes.com •

Maximum Ratings and Electrical Characteristics @T_A=25°C unless otherwise specified

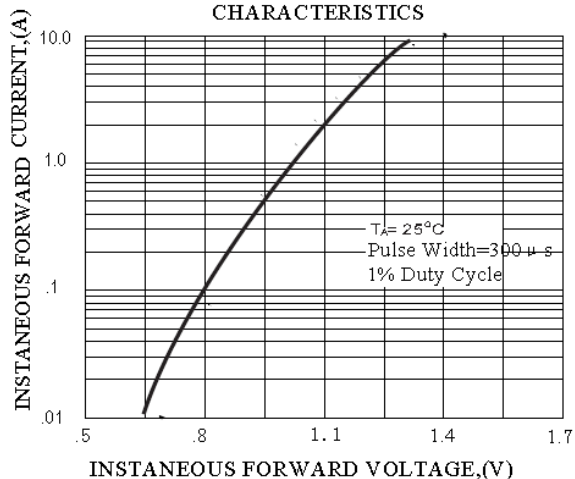
Type Number	Symbol	G1A	G1B	G1D	G1G	G1J	G1K	G1M	Unit
Peak Repetitive Reverse Voltage Working Peak Reverse Voltage DC Blocking Voltage	V_{RRM} V_{RWM} V_{DC}	50	100	200	400	600	800	1000	V
RMS Reverse Voltage	V_{RMS}	35	70	140	280	420	560	700	V
Average forward rectified output current @T _A = 75°C	I _O	1.0							A
Non-Repetitive Peak Forward Surge Current 8.3ms Single half sine-wave superimposed on rated load (JEDEC Method)	I _{FSM}	35							A
Forward Voltage @I _F = 1.0A	V _F	1.1							V
Peak Reverse Current @T _A = 25°C At Rated DC Blocking Voltage @T _A = 100°C	I _{RM}	5.0 500							μA
Typical Junction Capacitance (Note 1)	C _J	12							pF
Typical Thermal Resistance Junction to Ambient (Note 2)	R _{θJA}	30							°C/W
Operating and Storage Temperature Range	T _J , T _{STG}	-55 to +150							°C
Case Style	SMAF								

Note: 1. Measured at 1.0 MHz and Applied reverse Voltage of 4.0V D.C
2. Resistance from Junction to Ambient at 0.375(9.5mm) lead length .

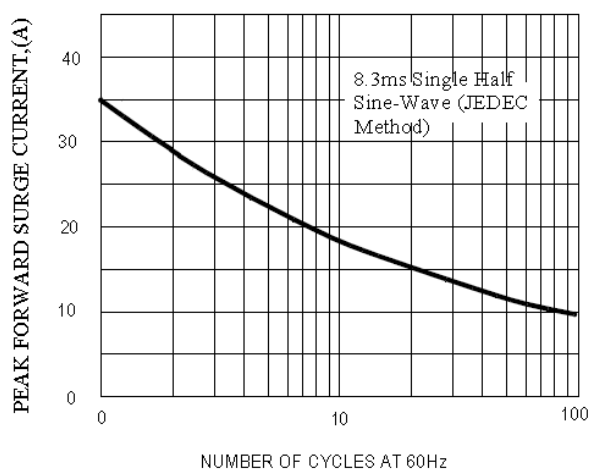
**FIG.1-TYPICAL FORWARD CURRENT
DERATING CURVE**



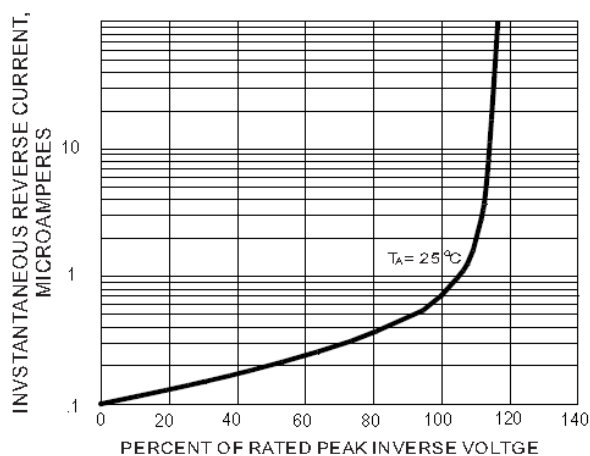
**FIG.2-TYPICAL INSTANTANEOUS FORWARD
CHARACTERISTICS**



**FIG.3-MAXIMUM NON-REPETITIVE
FORWARD SURGE CURRENT**



**FIG.4-TYPICAL REVERSE
CHARACTERISTICS**



DISCLAIMER:

1- The information given herein, including the specifications and dimensions, is subject to change without prior notice to improve product characteristics. Before ordering, purchasers are advised to contact the SMC - Sangdest Microelectronics (Nanjing) Co., Ltd sales department for the latest version of the datasheet(s).

2- In cases where extremely high reliability is required (such as use in nuclear power control, aerospace and aviation, traffic equipment, medical equipment, and safety equipment), safety should be ensured by using semiconductor devices that feature assured safety or by means of users' fail-safe precautions or other arrangement.

3- In no event shall SMC - Sangdest Microelectronics (Nanjing) Co., Ltd be liable for any damages that may result from an accident or any other cause during operation of the user's units according to the datasheet(s). SMC - Sangdest Microelectronics (Nanjing) Co., Ltd assumes no responsibility for any intellectual property claims or any other problems that may result from applications of information, products or circuits described in the datasheets.

4- In no event shall SMC - Sangdest Microelectronics (Nanjing) Co., Ltd be liable for any failure in a semiconductor device or any secondary damage resulting from use at a value exceeding the absolute maximum rating.

5- No license is granted by the datasheet(s) under any patents or other rights of any third party or SMC - Sangdest Microelectronics (Nanjing) Co., Ltd.

6- The datasheet(s) may not be reproduced or duplicated, in any form, in whole or part, without the expressed written permission of SMC - Sangdest Microelectronics (Nanjing) Co., Ltd.

7- The products (technologies) described in the datasheet(s) are not to be provided to any party whose purpose in their application will hinder maintenance of international peace and safety nor are they to be applied to that purpose by their direct purchasers or any third party. When exporting these products (technologies), the necessary procedures are to be taken in accordance with related laws and regulations..