


8000 Series/DIP Reed Relays

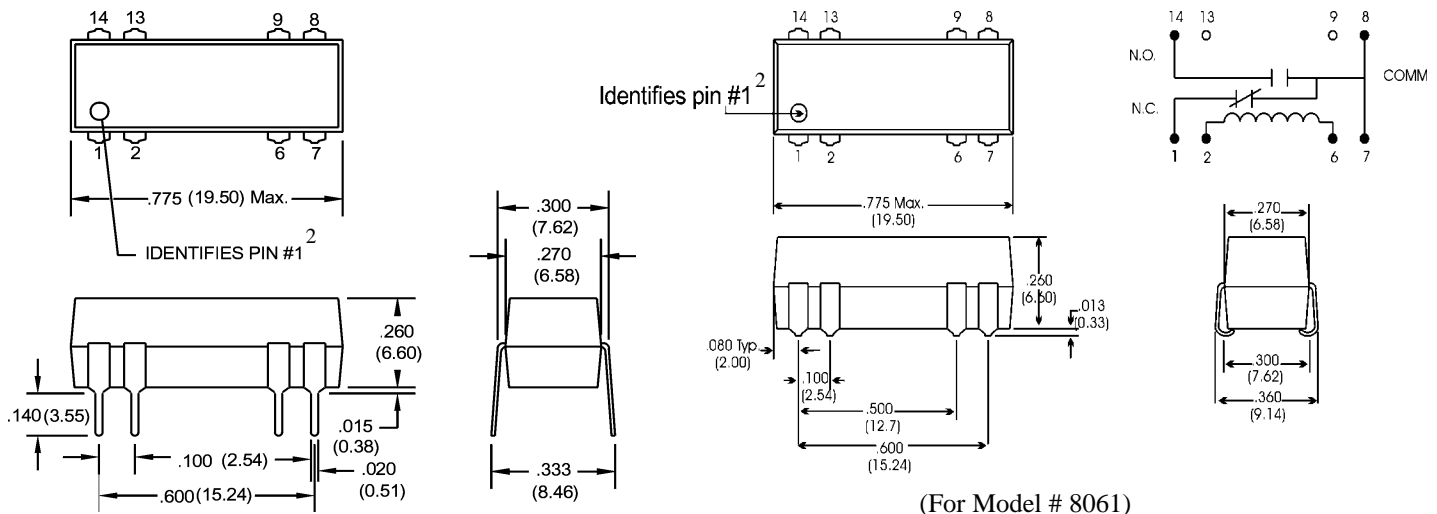


DIP REED RELAYS

The 8000 Series is ideally suited to the needs of Automated Test Equipment, Instrumentation, Data Acquisition, and Process Control requirements. The specification tables allow you to select the appropriate relay for your particular application. If your requirements differ from the selection options, please consult your local representative or Coto's Factory to discuss a custom reed relay.

8000 SERIES FEATURES

- ◆ 14 - Pin DIP Industry standard package.
- ◆ High Insulation Resistance - $10^{12} \Omega$ offered on most models.
- ◆ High reliability, hermetically sealed contacts for long life. Proven to 500 million operations.
- ◆ Contact forms; 1A, 2A, 1B and 1C available.
- ◆ Surface mount version available.
- ◆ Molded thermoset body on integral lead frame design.
- ◆ Optional Electrostatic Shield for reducing capacitive coupling offered on some models.
- ◆ Coil suppression diode available upon request.
- ◆ High Voltage Breakdown versions available.



(For Model #'s 8001, 8002, 8021 & 8041)

Dimensions in Inches (Millimeters)

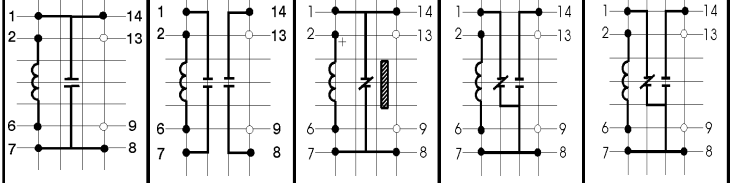
Ordering Information

Part Number	80XX-XX-XX1
Model Number	8001 8041 8061
Coil Voltage	05=5 volts 12=12 volts
Diode Option ³	0=No Diode 1=Diode
Shield Option ⁴	0=No Shield 1=Electrostatic Shield

Ordering Information

Part Number	80XX-XX-XX
Model Number	8002 8021
Coil Voltage	05=5 volts 12=12 volts
Diode Option ³	0=No Diode 1=Diode
Shield Option ⁴	0=No Shield 1=Electrostatic Shield

8000 Series/DIP Reed Relays

Model Number			8001	8002	8021	8041	8061
Parameters	Test Conditions	Units	1 Form A	2 Form A	1 Form B	1 Form C	1 Form C SMD
COIL SPECS.							
Nom. Coil Voltage		VDC	5 12	5 12	5 12	5 12	5 12
Max. Coil Voltage		VDC	6.5 15	6.5 15	6.5 15	6.5 15	6.5 15
Coil Resistance	+/- 10%, 25° C	Ω	500 500	200 500	200 500	200 500	200 500
Operate Voltage	Must Operate by	VDC - Max.	3.8 9.6	3.8 9.6	3.8 9.6	3.8 9.6	3.8 9.6
Release Voltage	Must Release by	VDC - Min.	0.5 1.0	0.5 1.0	0.5 1.0	0.5 1.0	0.5 1.0
CONTACT RATINGS							
Switching Voltage	Max DC/Peak AC Resist.	Volts	200	200	200	100	100
Switching Current	Max DC/Peak AC Resist.	Amps	0.5	0.5	0.5	0.25	0.25
Carry Current	Max DC/Peak AC Resist.	Amps	1.0	1.0	1.0	0.5	0.5
Contact Rating	Max DC/Peak AC Resist.	Watts	10	10	10	3	3
Life Expectancy-Typical ¹	Signal Level 1.0V,10mA	x 10 ⁶ Ops.	500	500	500	100	100
Static Contact Resistance (max. init.)	50mV, 10mA	Ω	0.150	0.150	0.150	0.200	0.200
Dynamic Contact Resistance (max. init.)	0.5V, 50mA at 100 Hz, 1.5 msec	Ω	0.200	0.200	0.200	0.250	0.250
RELAY SPECIFICATIONS							
Insulation Resistance (minimum)	Between all Isolated Pins at 100V, 25°C, 40% RH	Ω	10 ¹²	10 ¹²	10 ¹²	10 ¹⁰	10 ¹⁰
Dielectric Strength (minimum)	Between Contacts	VDC/peak AC	300	300	300	200	200
	Contacts to Shield	VDC/peak AC	1500	1500	1500	1500	1500
	Contacts/Shield to Coil	VDC/peak AC	1500	1500	1500	1500	1500
Operate Time - including bounce - Typical	At Nominal Coil Voltage, 30 Hz Square Wave	msec.	0.5	0.5	0.5	1.0	1.0
Release Time - Typical	No Suppression	msec.	0.5	0.5	0.5	0.5	0.5
	Diode Suppression	msec.	1.0	1.0	1.0	1.5	1.5
<p>Top View:</p> <p>Dot stamped on top of relay refers to pin #1 location Grid = .1"x.1" (2.54mm x 2.54mm)</p>							

* For SMD reed relays, maximum reflow soldering temperature is 221°C for one minute. If high temperature solder (95% Sn / 5% Sb) is used in the relay construction, the temperature limit is 226 °C for one minute.
for through-hole relays (molded or potted), maximum wave solder temperature is 270 °C for 10 secs.

Notes:

- ¹ Consult factory for life expectancy at other switching loads.
- ² Molded depression on top of relay refers to pin #1 location.
- ³ Optional coil suppression diode across pins 2(+) and 6(-).
- ⁴ Optional ES Shield is tied to pins 9 & 13.

Environmental Ratings

Storage Temp: -35°C to +100°C;
Operating Temp: -20°C to +85°C
The operate and release voltage and the coil resistance are specified at 25°C.
These values vary by approximately 0.4%/°C as the ambient temperature varies.
Vibration: 20 G's to 2000 Hz; Shock: 50 G's