



MINIATURIZED SINGLE OUTPUT

PC BOARD MOUNTING
LINEAR REGULATED
AC-DC

SHIPPED IN 3 DAYS

ALL MODELS U.L. RECOGNIZED



Conserve space with mini-modules as small as 2.3" x 1.8" x 1.0". Models with outputs ranging from 1 to 75 volts, and from 30 mA to 2.5 amps are available. All feature excellent regulation and ripple parameters, and are short circuit protected.

Rugged encapsulated construction and generously derated components insure years of reliable operation. Mini-modules are also available with multiple outputs—see pages 10 and 11.

STANDARD FEATURES

- May be used in series
- No derating or heat sinking required
- Short circuit protected
- Small, lightweight

SPECIFICATIONS:

Input Voltage: 105-125 VAC, 47 to 420 Hz, single phase.

Output Specifications: See table.

Output Voltage Trim Adjustment: Output is factory preset to $\pm 2\%$ (1 to 9 volt models) or $\pm 1\%$ (10 to 75 volt models) of nominal output voltage. Output may be trimmed to the nominal voltage rating with an external trim resistor.

Polarity: Output is floating. Either positive or negative terminal may be grounded.

Ambient Operating Temperature: -20 to $+71^{\circ}\text{C}$. No derating required.

Storage Temperature: -55 to $+85^{\circ}\text{C}$.

Temperature Coefficient: From 9 to 75 volts, typical TC is $0.015\%/^{\circ}\text{C}$; 1 to 8 volts, $0.03\%/^{\circ}\text{C}$.

Impedance: 0.07 ohms at 1 kHz and 0.2 ohms at 10 kHz (approx.).

Weight: 7 oz. (Case size ES-10.)

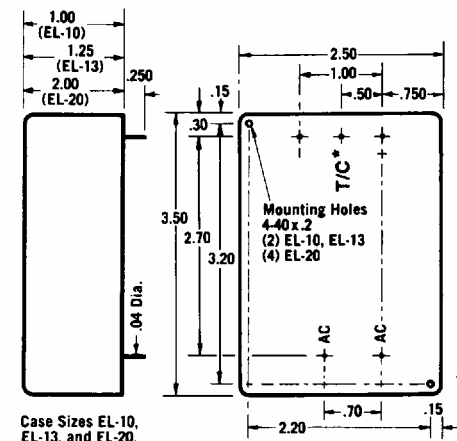
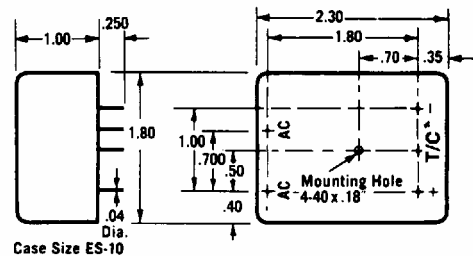
13 oz. (Case size EL-10.)

1 lb. 3 oz. (Case size EL-13.)

1 lb. 15 oz. (Case size EL-20.)

Mounting: May be mounted on printed circuit board or in socket. See page 11.

Optional 230 Volt Input: All models can be alternately furnished for operation on an input of 210 to 250 VAC, 47-420 Hz. To order, add suffix " - 230" to model number and \$10.00 to price.



*TRIM on single output modules.

SINGLE OUTPUT, FOR PC BOARD MOUNTING

Nominal Output Voltage	Output Current Amps.	Regulation		Ripple mv RMS	Price	Model	Case Size
		Load ± %	Line ± %				
1	.250	.1	.05	0.5	\$ 59	1E25	ES-10
1	.500	.2	.05	1	75	1E50A	EL-10
1.5	.250	.1	.05	0.5	59	1.5E25	ES-10
1.5	.500	.2	.05	1	75	1.5E50A	EL-10
1.5	1.0	.3	.05	1	98	1.5E100	EL-13
1.5	2.5	.3	.05	1	130	1.5E250	EL-20
2	.200	.1	.05	0.5	59	2E20	ES-10
2	.400	.2	.05	1	75	2E40A	EL-10
3	.250	.1	.05	0.5	59	3E25	ES-10
3	.500	.2	.05	1	75	3E50A	EL-10
3.6	.250	.05	.05	0.5	59	3.6E25	ES-10
3.6	.500	.1	.05	1	75	3.6E50A	EL-10
3.6	1.0	.3	.05	1	98	3.6E100	EL-13
3.6	2.5	.3	.05	1	130	3.6E250	EL-20
4	.200	.05	.05	0.5	59	4E20	ES-10
4	.400	.1	.05	1	75	4E40A	EL-10
5	.250	.05	.05	0.5	59	5E25	ES-10
5	.500	.1	.05	1	69	5E50A	EL-10
5	1.0	.15	.05	1	85	5E100	EL-13
5	1.5	.15	.05	1	98	5E150	EL-13
5	2.0	.15	.05	1	115	5E200	EL-20
5	2.5	.15	.05	1	130	5E250	EL-20
6	.200	.05	.05	0.5	59	6E20	ES-10
6	.400	.1	.05	1	75	6E40A	EL-10
6	.550	.2	.05	1	89	6E55	EL-10
6	1.0	.2	.05	1	105	6E100	EL-13
6	1.75	.15	.05	1	125	6E175	EL-20
7	.170	.05	.05	0.5	59	7E17	ES-10
7	.340	.1	.05	1	75	7E34A	EL-10
7	.450	.2	.05	1	89	7E45	EL-10
7	.900	.2	.05	1	105	7E90	EL-13
7	1.15	.15	.05	1	125	7E115	EL-20
8	.150	.05	.05	0.5	59	8E15	ES-10
8	.300	.1	.05	1	75	8E30A	EL-10
8	.700	.2	.05	1	105	8E70	EL-13
8	1.1	.15	.05	1	125	8E110	EL-20
9	.130	.05	.05	0.5	59	9E13	ES-10
9	.260	.1	.05	1	75	9E26A	EL-10
9	.450	.15	.05	1	89	9E45	EL-10
9	.850	.15	.05	1	105	9E85	EL-13
9	1.5	.15	.05	1	130	9E150	EL-20
10	.120	.02	.02	0.5	49	10E12	ES-10
10	.240	.05	.05	1	75	10E24A	EL-10
10	.400	.15	.05	1	89	10E40	EL-10
10	.750	.15	.05	1	105	10E75	EL-13
10	1.2	.1	.05	1	130	10E120	EL-20
11	.110	.02	.02	0.5	59	11E11	ES-10
11	.220	.05	.05	1	75	11E22A	EL-10
11	.350	.15	.05	1	89	11E35	EL-10
11	.600	.15	.05	1	105	11E60	EL-13
11	1.0	.1	.05	1	130	11E100	EL-20
12	.100	.02	.02	0.5	49	12E10	ES-10
12	.150	.05	.05	0.5	65	12E15	ES-10
12	.200	.05	.05	1	75	12E20A	EL-10
12	.400	.1	.05	1	89	12E40	EL-10
12	.700	.1	.05	1	110	12E70	EL-13
12	1.2	.15	.05	1	130	12E120	EL-20
13	.100	.02	.02	0.5	59	13E10	ES-10
13	.200	.05	.05	1	75	13E20A	EL-10
13	.350	.1	.05	1	89	13E35	EL-10
13	1.0	.1	.05	1	130	13E100	EL-20
14	.100	.02	.02	0.5	59	14E10	ES-10
14	.200	.05	.05	1	75	14E20A	EL-10
14	.300	.1	.05	1	89	14E30	EL-10
14	.500	.1	.05	1	105	14E50	EL-13
14	1.0	.1	.05	1	130	14E100	EL-20
15	.100	.02	.02	0.5	49	15E10	ES-10
15	.150	.05	.05	0.5	65	15E15	ES-10
15	.200	.05	.05	1	75	15E20A	EL-10
15	.400	.1	.05	1	89	15E40	EL-10
15	.600	.1	.05	1	105	15E60	EL-13
15	1.0	.1	.05	1	130	15E100	EL-20
16	.080	.02	.02	0.5	59	16E08	ES-10
16	.160	.05	.05	1	75	16E16A	EL-10
16	.350	.1	.05	1	95	16E35	EL-10
16	.500	.1	.05	1	110	16E50	EL-13
16	.900	.1	.05	1	130	16E90	EL-20
17	.070	.02	.02	0.5	59	17E07	ES-10
17	.140	.05	.05	1	75	17E14A	EL-10

Nominal Output Voltage	Output Current Amps.	Regulation		Ripple mv RMS	Price	Model	Case Size
		Load ± %	Line ± %				
17	.450	.1	.05	1	\$110	17E45	EL-13
17	.750	.1	.05	1	130	17E75	EL-20
18	.060	.02	.02	0.5	49	18E06	ES-10
18	.120	.05	.05	1	75	18E12A	EL-10
18	.270	.1	.05	1	89	18E27	EL-10
18	.400	.1	.05	1	105	18E40	EL-13
18	.550	.1	.05	1	125	18E55	EL-20
19	.060	.02	.02	0.5	59	19E06	ES-10
19	.120	.05	.05	1	75	19E12A	EL-10
19	.250	.1	.05	1	89	19E25	EL-10
19	.400	.1	.05	1	105	19E40	EL-13
19	.700	.1	.05	1	130	19E70	EL-20
20	.060	.02	.02	0.5	59	20E06	ES-10
20	.120	.05	.05	1	75	20E12A	EL-10
20	.200	.1	.05	1	89	20E20	EL-10
20	.400	.1	.05	1	105	20E40	EL-13
20	.700	.1	.05	1	130	20E70	EL-20
21	.060	.02	.02	0.5	59	21E06	ES-10
21	.120	.05	.05	1	75	21E12A	EL-10
21	.175	.1	.05	1	89	21E18	EL-10
21	.375	.1	.05	1	105	21E38	EL-13
21	.600	.1	.05	1	125	21E60	EL-20
22	.050	.02	.02	0.5	59	22E05	ES-10
22	.100	.05	.05	1	75	22E10A	EL-10
22	.150	.1	.05	1	89	22E15	EL-10
22	.300	.1	.05	1	105	22E30	EL-13
22	.500	.1	.05	1	125	22E50	EL-20
23	.050	.02	.02	0.5	59	23E05	ES-10
23	.100	.05	.05	1	75	23E10A	EL-10
23	.200	.1	.05	1	89	23E20	EL-10
23	.300	.1	.05	1	105	23E30	EL-13
23	.600	.1	.05	1	130	23E60	EL-20
24	.050	.02	.02	0.5	49	24E05	ES-10
24	.100	.05	.05	1	75	24E10A	EL-10
24	.200	.1	.05	1	89	24E20	EL-10
24	.350	.1	.05	1	110	24E35	EL-13
24	.600	.1	.05	1	130	24E60	EL-20
25	.050	.02	.02	0.5	59	25E05	ES-10
25	.100	.05	.05	1	75	25E10A	EL-10
25	.190	.1	.05	1	89	25E19	EL-10
25	.325	.1	.05	1	110	25E33	EL-13
25	.550	.1	.05	1	130	25E55	EL-20
26	.040	.02	.02	0.5	59	26E04	ES-10
26	.080	.05	.05	1	75	26E08A	EL-10
26	.170	.1	.05	1	89	26E17	EL-10
26	.300	.1	.05	1	105	26E30	EL-13
26	.450	.1	.05	1	125	26E45	EL-20
27	.040	.02	.02	0.5	59	27E04	ES-10
27	.080	.05	.05	1	75	27E08A	EL-10
27	.160	.1	.05	1	89	27E16	EL-10
27	.300	.1	.05	1	105	27E30	EL-13
27	.500	.1	.05	1	130	27E50	EL-20
28	.040	.02	.02	0.5	49	28E04	ES-10
28	.080	.05	.05	1	75	28E08A	EL-10
28	.150	.1	.05	1	89	28E15	EL-10
28	.300	.1	.05	1	110	28E30	EL-13
28	.500	.1	.05	1	130	28E50	EL-20
30	.080	.02	.02	1	79	30E08A	EL-13
32	.070	.02	.02	1	79	32E07A	EL-13
34	.060	.02	.02	1	79	34E06A	EL-13
35	.050	.02	.02	1	79	35E05A	EL-13
36	.050	.02	.02	1	79	36E05A	EL-13
38	.040	.02	.02	1	79	38E04A	EL-13
40	.030	.02	.02	1	79	40E03A	EL-13
40	.060	.02	.02	1	98	40E06A	EL-13
42	.030	.02	.02	1	79	42E03A	EL-13
44	.030	.02	.02	1	79	44E03A	EL-13
45	.030	.02	.02	1	79	45E03A	EL-13
48	.030	.02	.02	1	79	48E03A	EL-13
48	.050	.02	.02	1	98	48E05A	EL-13
50	.030	.02	.02	1	79	50E03A	EL-13
50	.050	.02	.02	1	98	50E05A	EL-13
55	.040	.02	.02	1	98	55E04A	EL-13
60	.050	.02	.02	1	98	60E05A	EL-13
65	.050	.02	.02	1	98	65E05A	EL-13
70	.040	.02	.02	1	98	70E04A	EL-13
75	.030	.02	.02	1	98	75E03A	EL-13
185	.025	Unregulated		2V	49	NX-25A	EL-10
185	.050	Unregulated		3.5V	69	NX-50	EL-13

