


.100" (2.54mm) Single Row, Through Hole, Vertical Header



9100 SERIES ("POST/BOXE")

PART NUMBER LEGEND

91XX-1-1XX-XX

PIN NUMBER
(SEE TABLE II)

NUMBER OF POSITIONS
(SEE TABLE I)

PIN PLATING
(SEE NOTE 3)

INSULATOR MATERIAL
(SEE NOTE 1)

MATING CONNECTORS: 9000 SERIES

NOTES:

- 1) INSULATOR MATERIAL:
9100-1-1XX-XX - POLYESTER (PET), 30% GLASS REINFORCED, UL 94V-0, COLOR: BLACK
913X-1-1XX-XX - POLYESTER (PET), 30% GLASS REINFORCED, UL 94V-0, COLOR: BLACK
- 2) PIN MATERIAL: PHOSPHOR BRONZE
- 3) PIN FINISH: 9100-1-1XX-XX - .000150/.0003 BRITTE TIN OVER .000050/.000100 NICKEL PLATE.
913X-1-1XX-XX - .000015 MIN. GOLD OVER .000050/.000150 NICKEL PLATE.
9100-1-1XX-XX - .000030 SELECTIVE GOLD PLATE IN CONTACT AREA OVER .000050/.000150 NICKEL PLATE ALL OVER. .0001/.0002 SEL. 90/10 TIN/LEAD OR SOLDER TAIL AS PER DRWG.
913X-1-1XX-XX - .000015 SELECTIVE GOLD PLATE IN CONTACT AREA OVER .000050/.000150 NICKEL PLATE ALL OVER. .0001/.0002 SEL. 90/10 TIN/LEAD OR SOLDER TAIL AS PER DRWG.
- 4) ALL DIMS ARE IN IN./MM.
- 5) PIN RETENTION: 2 LB. MINIMUM

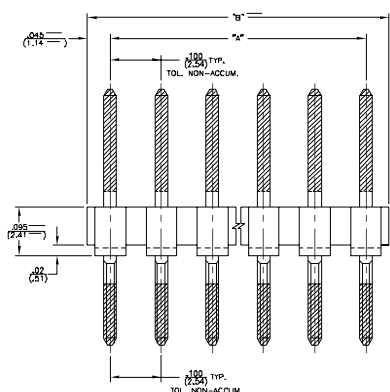
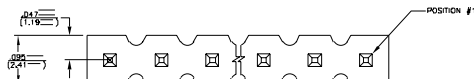


FIGURE I
(FOR SEL. PLATED PINS ONLY)
P/N'S: 9100, 913X-1-1XX-XX

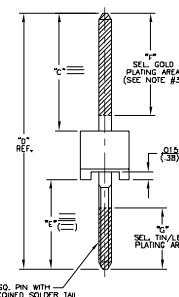
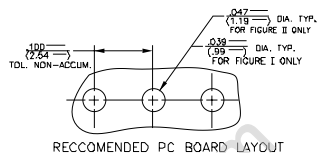
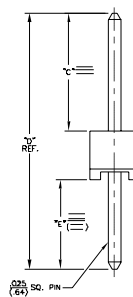


FIGURE II
(FOR OVERALL PLATED PINS ONLY)
P/N'S: 9100 & 913X-1-1XX-XX



RECOMMENDED PC BOARD LAYOUT

PART NUMBER	NO. OF POSITIONS	DIM. "A"	DIM. "B"
91XX-1-102-XX	2	.100/(2.54)	.190/(4.83)
-103-	3	.200/(5.08)	.290/(7.37)
-104-	4	.300/(7.62)	.390/(9.91)
-105-	5	.400/(10.16)	.490/(12.45)
-106-	6	.500/(12.70)	.590/(14.99)
-107-	7	.600/(15.24)	.690/(17.53)
-108-	8	.700/(17.78)	.790/(20.07)
-109-	9	.800/(20.32)	.890/(22.61)
-110-	10	.900/(22.86)	.990/(25.15)
-111-	11	1.000/(25.40)	1.090/(27.69)
-112-	12	1.100/(27.94)	1.190/(30.23)
-113-	13	1.200/(30.48)	1.290/(32.77)
-114-	14	1.300/(33.02)	1.390/(35.31)
-115-	15	1.400/(35.56)	1.490/(37.85)
-116-	16	1.500/(38.10)	1.590/(40.39)
-117-	17	1.600/(40.64)	1.690/(42.93)
-118-	18	1.700/(43.18)	1.790/(45.47)
-119-	19	1.800/(45.72)	1.890/(48.01)
-120-	20	1.900/(48.26)	1.990/(50.55)
-121-	21	2.000/(50.80)	2.090/(53.09)
-122-	22	2.100/(53.34)	2.190/(55.63)
-123-	23	2.200/(55.88)	2.290/(58.17)
-124-	24	2.300/(58.42)	2.390/(60.71)
-125-	25	2.400/(60.96)	2.490/(63.25)
-126-	26	2.500/(63.50)	2.590/(65.79)
-127-	27	2.600/(66.04)	2.690/(68.33)
-128-	28	2.700/(68.58)	2.790/(70.87)
-129-	29	2.800/(71.12)	2.890/(73.41)
-130-	30	2.900/(73.66)	2.990/(75.95)
-131-	31	3.000/(76.20)	3.090/(78.49)
-132-	32	3.100/(78.74)	3.190/(81.03)
-133-	33	3.200/(81.28)	3.290/(83.57)
-134-	34	3.300/(83.82)	3.390/(86.11)
-135-	35	3.400/(86.36)	3.490/(88.65)
-136-	36	3.500/(88.90)	3.590/(91.19)
-137-	37	3.600/(91.44)	3.690/(93.73)
-138-	38	3.700/(93.98)	3.790/(96.27)
-139-	39	3.800/(96.52)	3.890/(98.81)
91XX-1-140-XX	40	3.900/(99.06)	3.990/(101.35)

PART NUMBER	DIM "C"	DIM "D"	DIM "E"	DIM "F"	DIM "G"
91XX-1-1XX-01	.250 (6.35)	.125 (3.18)	.125 (3.18)	.200 (5.08)	.190 (4.83)
-02	.250 (6.35)	.125 (3.18)	.125 (3.18)	.200 (5.08)	.190 (4.83)
-03	.250 (6.35)	.125 (3.18)	.125 (3.18)	.200 (5.08)	.190 (4.83)
-04	.250 (6.35)	.125 (3.18)	.125 (3.18)	.200 (5.08)	.190 (4.83)
-05	.250 (6.35)	.125 (3.18)	.125 (3.18)	.200 (5.08)	.190 (4.83)
-06	.250 (6.35)	.125 (3.18)	.125 (3.18)	.200 (5.08)	.190 (4.83)
-07	.250 (6.35)	.125 (3.18)	.125 (3.18)	.200 (5.08)	.190 (4.83)
-08	.250 (6.35)	.125 (3.18)	.125 (3.18)	.200 (5.08)	.190 (4.83)
-09	.250 (6.35)	.125 (3.18)	.125 (3.18)	.200 (5.08)	.190 (4.83)
-10	.250 (6.35)	.125 (3.18)	.125 (3.18)	.200 (5.08)	.190 (4.83)
-11	.250 (6.35)	.125 (3.18)	.125 (3.18)	.200 (5.08)	.190 (4.83)
-12	.250 (6.35)	.125 (3.18)	.125 (3.18)	.200 (5.08)	.190 (4.83)
-13	.250 (6.35)	.125 (3.18)	.125 (3.18)	.200 (5.08)	.190 (4.83)
-14	.250 (6.35)	.125 (3.18)	.125 (3.18)	.200 (5.08)	.190 (4.83)
-15	.250 (6.35)	.125 (3.18)	.125 (3.18)	.200 (5.08)	.190 (4.83)
-16	.250 (6.35)	.125 (3.18)	.125 (3.18)	.200 (5.08)	.190 (4.83)
-17	.250 (6.35)	.125 (3.18)	.125 (3.18)	.200 (5.08)	.190 (4.83)
-18	.250 (6.35)	.125 (3.18)	.125 (3.18)	.200 (5.08)	.190 (4.83)
-19	.250 (6.35)	.125 (3.18)	.125 (3.18)	.200 (5.08)	.190 (4.83)
-20	.250 (6.35)	.125 (3.18)	.125 (3.18)	.200 (5.08)	.190 (4.83)
-21	.250 (6.35)	.125 (3.18)	.125 (3.18)	.200 (5.08)	.190 (4.83)
-22	.250 (6.35)	.125 (3.18)	.125 (3.18)	.200 (5.08)	.190 (4.83)
-23	.250 (6.35)	.125 (3.18)	.125 (3.18)	.200 (5.08)	.190 (4.83)
-24	.250 (6.35)	.125 (3.18)	.125 (3.18)	.200 (5.08)	.190 (4.83)
-25	.250 (6.35)	.125 (3.18)	.125 (3.18)	.200 (5.08)	.190 (4.83)
-26	.250 (6.35)	.125 (3.18)	.125 (3.18)	.200 (5.08)	.190 (4.83)
-27	.250 (6.35)	.125 (3.18)	.125 (3.18)	.200 (5.08)	.190 (4.83)
-28	.250 (6.35)	.125 (3.18)	.125 (3.18)	.200 (5.08)	.190 (4.83)
-29	.250 (6.35)	.125 (3.18)	.125 (3.18)	.200 (5.08)	.190 (4.83)
-30	.250 (6.35)	.125 (3.18)	.125 (3.18)	.200 (5.08)	.190 (4.83)
-31	.250 (6.35)	.125 (3.18)	.125 (3.18)	.200 (5.08)	.190 (4.83)
-32	.250 (6.35)	.125 (3.18)	.125 (3.18)	.200 (5.08)	.190 (4.83)
-33	.250 (6.35)	.125 (3.18)	.125 (3.18)	.200 (5.08)	.190 (4.83)
-34	.250 (6.35)	.125 (3.18)	.125 (3.18)	.200 (5.08)	.190 (4.83)
-35	.250 (6.35)	.125 (3.18)	.125 (3.18)	.200 (5.08)	.190 (4.83)
91XX-1-1XX-56	.250 (6.35)	.125 (3.18)	.125 (3.18)	.200 (5.08)	.190 (4.83)



METHODE ELECTRONICS, INC.

Connector Products

1700 Hicks Road • Rolling Meadows, IL 60008 USA

Telephone: 847.392.3500 • Fax: 847.392.9404

email: mcpsales@methode.com • Web Page: www.methode.com