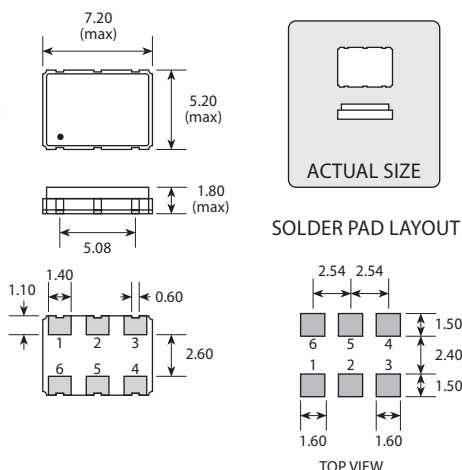


www.DataSheet4U.com



PAD	CONNECTION
1	Enable / disable or Not connected
2	Not connected
3	Ground
4	Output 1
5	Output 2
6	Supply

Scale 2:1

Features

- **Differential outputs**
- **Enable / disable tristate option**
- **Fast rise / fall times**
- **Designed for SONET, SDH, IEEE1394 etc**

Standard Frequencies

Frequencies in MHz	
100.0000	155.5200
106.2500	156.2500
108.0000	161.1230
125.0000	164.3550
133.0000	

Other frequencies available. Please consult our sales office.

Specifications

Parameters	Variant		Option Codes
	L	J	
Frequency range: 100 ~ 165MHz	■	■	
Frequency stability*: ±100ppm ±50ppm ±25ppm	■ □ □	■ □ □	B A
Operating temperature range: -10 to +70°C -40 to +85°C	■ □	■ □	I
Storage temperature range: -40 to +85°C	■	■	
Supply voltage (V_{DD}): +3.3V (±5%) +2.5V (±5%)	■	■	
Supply current: 70mA max, 50mA typ	■	■	
Output: LVDS	■	■	
Offset voltage: 1.25V typ	■	■	
Differential output voltage: 0.33V typ	■	■	
Output load: 100Ω	■	■	
Start up time: 10ms max	■	■	
Waveform symmetry: 45:55 max @ 50%V _{p,p}	■	■	
Rise / fall time: 1.0ns max (20 ~ 80%V _{p,p})	■	■	
Enable / disable function: Tristate (control via pad 1) None (pad 1 not connected)	■ □	■ □	N
Output enable / disable time: 20 ms / 200ns max	■	■	
Stand-by current: 30μA max	■	■	
Period jitter RMS: 5ps max, 3ps typ	■	■	

■ Standard. □ Optional - Please specify required code(s) when ordering

* Frequency stability is inclusive of calibration @ 25°C, operating temperature range, supply voltage change and load change.

Ordering Information

Product name + variant + option codes (if any) + frequency


eg: **GXO-L72L 108.0MHz** 3.3V, ±100ppm -10+70°C

GXO-L72J/BI 125.0MHz 2.5V, ±50ppm -40+85°C

Option code X (eg GXO-L72L/X) denotes a custom spec.

Enable / Disable Function

Input (pad 1)	Output 1 (pad 4)	Output 2 (pad 5)
Open '1' level ($\geq 0.7V_{DD}$) '0' level ($\leq 0.3V_{DD}$)	Enabled Enabled High Impedance	Enabled Enabled High Impedance



Packaging & Handling

Production quantities supplied on T & R, 1k pcs per reel.
Small quantities may be supplied on tape (no reel), or in bulk.



◆ Static sensitive product. Observe proper handling precautions

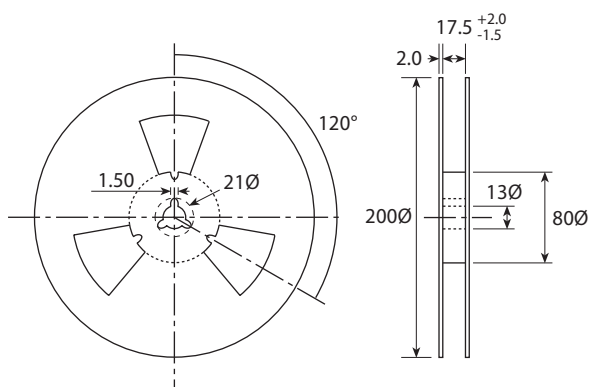
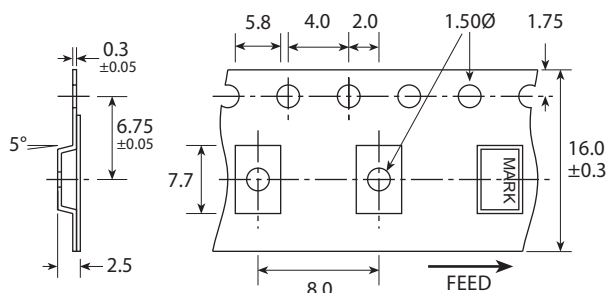
Marking

GOLLEDGE
FREQUENCY
● PARTNO DC

● Pin 1
Marking type: Laser
DC = Date code in YM, eg "CE" = May 2003

	A	B	C	D	E	F	G	H	J	K	L	M
Y	1	2	3	4	5	6	7	8	9	0		
M	Jan	Feb	Mar	Apr	May	Jun	Jul	Aug	Sep	Oct	Nov	Dec

Tape & Reel Specification



Not to scale. Dimensions in mm. Tolerances ± 0.1 mm unless otherwise stated

Construction

- Ceramic body with gold-plated pads
- Metal lid, seam sealed

Composition



This product is lead-free, and is fully compliant with the RoHS directive 2002/95/EC



Soldering Profile

