


## Thick Film Resistor Networks

### Dual-In-Line, Small Outline Molded Dip

### 45 & 46 Schematics - 16 or 20 Pins

[www.datasheet4u.com](http://www.datasheet4u.com)


#### FEATURES

- 0.110" [2.79] maximum seated height
- Rugged, molded case construction
- 0.050" [1.27] lead spacing
- Reduces total assembly costs
- Compatible with automatic surface mounting equipment
- Uniform performance characteristics
- Meets EIA PDP 100, SOGN-0003 outline dimensions
- Available in tube pack or tape and reel pack

#### STANDARD ELECTRICAL SPECIFICATIONS

MODEL	CIRCUIT SCHEMATIC	RESISTOR POWER W @ 70°C	PACKAGE POWER W @ 70°C	TOLERANCE ± %	RESISTANCE VALUES Ω	OPERATING VOLTAGE VDC	TEMPERATURE COEFFICIENT ± ppm/°C
SOGC-16	45	0.1	1.6	2	180, 270, 820	50 max	100
	46	0.1	1.6	2	330, 150, 330	50 max	100
SOGC-20	45	0.1	2.0	2	180, 270, 820	50 max	100
	46	0.1	2.0	2	330, 150, 330	50 max	100

#### TECHNICAL SPECIFICATIONS

PARAMETER	UNIT	SOGC-16	SOGC-20
Package Power Rating: (Maximum at + 70°C)	W	1.6 watts	2.0 watts.
TC Tracking: (- 55°C to + 125°C)	ppm/°C	50	
Voltage Coefficient of Resistance:	ppm/V	< 50 typical.	
Maximum Operating Voltage:	VDC	50	
Operating Temperature Range:	°C	- 55 to + 125.	
Storage Temperature Range:	°C	- 55 to + 150	

#### MECHANICAL SPECIFICATIONS

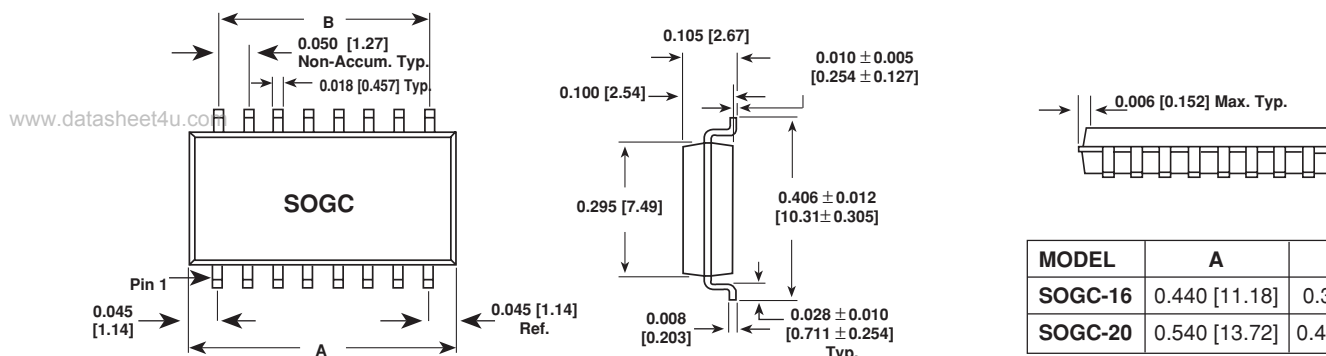
Marking	Model number, schematic number, value, tolerance, pin 1 indicator, date code.
Marking Resistance to Solvents	Permanency testing per MIL-STD-202, Method 215
Maximum Solder Temperature	+ 255°C
Solderability	Per MIL-STD-202, Method 208E.
Terminals	Copper alloy 60/40 solder dipped terminal.
Body	Molded epoxy.

#### ORDERING INFORMATION

SOGC MODEL	16 20 NUMBER OF LEADS Examples: SOGC-1646 SOGC-1645 SOGC-2046 SOGC-2045	45 46 SCHEMATIC
---------------	---	-----------------------

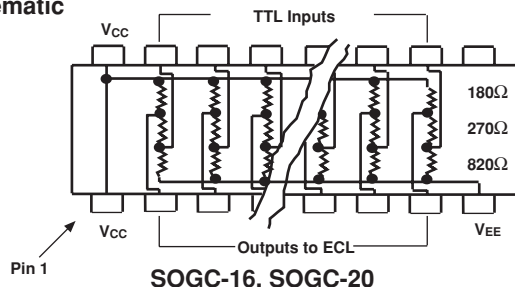


### DIMENSIONS in inches [millimeters]



### CIRCUIT APPLICATIONS

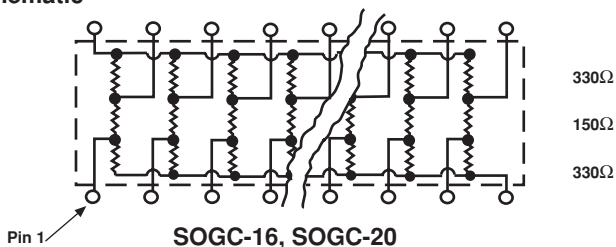
#### 45 Schematic



#### TTL to ECL translator

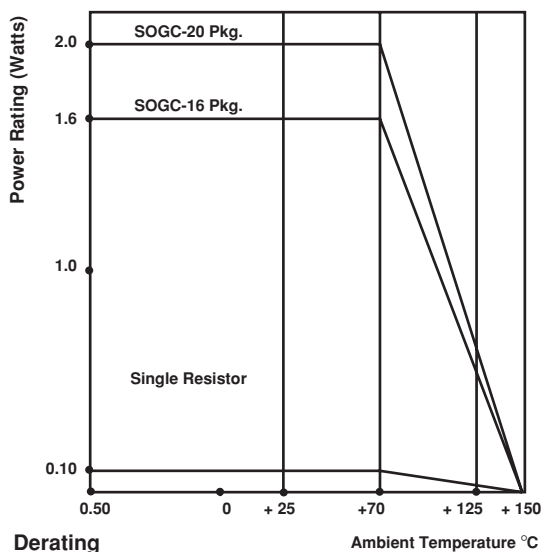
The SOGC-xx45 network consists of resistors of 3 different values, internally divided into 6 or 8 identical three (3) resistor sections for TTL to ECL translation.

#### 46 Schematic



#### SCSI-BUS signal terminator

The SOGC-xx46 network consists of resistors of 2 different values, internally divided into 7 or 9 identical three (3) resistor sections for SCSI-BUS terminator applications.



### PERFORMANCE

TEST	MAX. ΔR (Typical Test Lots)
Power Conditioning	± 0.50% ΔR
Thermal Shock	± 0.50% ΔR
Short Time Overload	± 0.25% ΔR
Low Temperature Operation	± 0.25% ΔR
Moisture Resistance	± 0.50% ΔR
Resistance to Soldering Heat	± 0.25% ΔR
Shock	± 0.25% ΔR
Vibration	± 0.25% ΔR
Load Life	± 0.50% ΔR
Terminal Strength	± 0.25% ΔR
Insulation Resistance	10,000 Megohm (minimum)
Dielectric Withstanding Voltage	No evidence of arcing or damage (200V RMS for 1 minute)

\* Test methods per MIL-STD-202.

This datasheet has been download from:

[www.datasheetcatalog.com](http://www.datasheetcatalog.com)

www.datasheet4u.com

Datasheets for electronics components.