

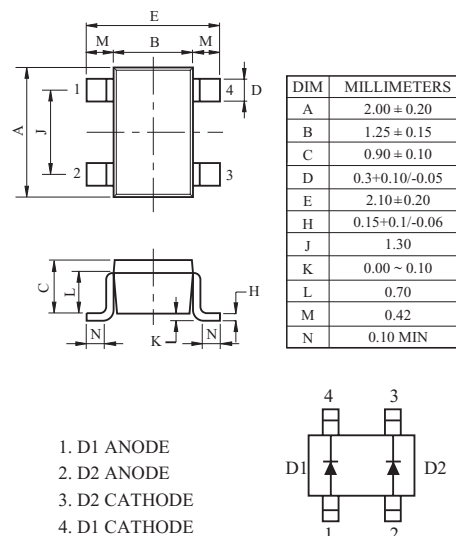
VHF UHF BAND RF ATTENUATOR APPLICATIONS.
AGC FOR AM/FM TUNER.

FEATURES

- Low Capacitance : $C_T=0.25[\text{pF}]$ (Typ.)
- Low Series resistance : $r_s=7[\quad]$ (Typ.).
- Designed for low Inter Modulation.

MAXIMUM RATING (Ta=25 °C)

CHARACTERISTIC	SYMBOL	RATING	UNIT
Reverse Voltage	V_R	50	V
Forward Current	I_F	50	mA
Junction Temperature	T_j	150	
Storage Temperature Range	T_{stg}	-55 ~ 150	

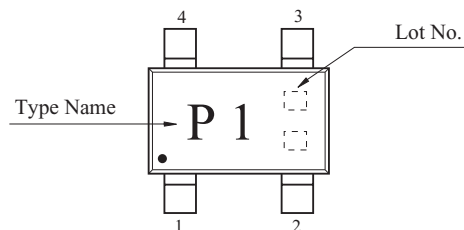


USQ

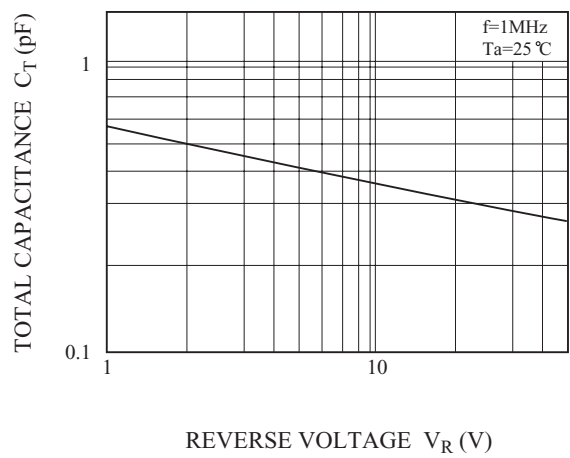
D1, D2 ELECTRICAL CHARACTERISTICS (Ta=25 °C)

CHARACTERISTIC	SYMBOL	TEST CONDITION	MIN.	TYP.	MAX.	UNIT
Reverse Voltage	V_R	$I_R=10 \mu\text{A}$	50	-		V
Reverse Current	I_R	$V_R=50\text{V}$	-	-	0.1	μA
Forward Voltage	V_F	$V_F=50\text{mA}$	-	0.95	-	V
Total Capacitance	C_T	$V_R=50\text{V}, f=1\text{MHz}$	-	0.25	-	pF
Series Resistance	r_s	$I_F=10\text{mA}, f=100\text{MHz}$	-	7.0	-	

Marking



$C_T - V_R$



$r_s - I_F$

