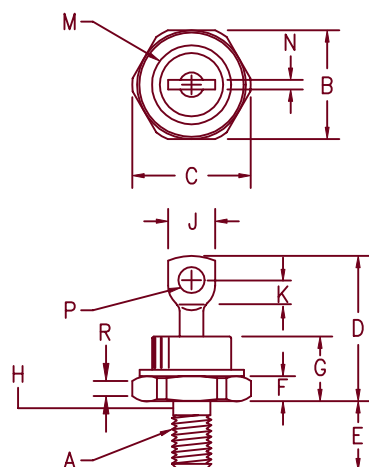


# Military Schottky Rectifier 1N6392



## Notes:

1. Full threads within 2 1/2 threads
2. Standard Polarity: Stud is Cathode

Dim.	Inches		Millimeter		Notes
	Minimum	Maximum	Minimum	Maximum	
A	---	---	---	---	1/4-28
B	.669	.688	17.00	17.47	
C	---	.794	---	20.16	
D	.750	1.000	19.05	25.40	
E	.422	.453	10.72	11.50	
F	.115	.200	2.93	5.08	
G	---	.450	---	11.43	
H	.220	.249	5.59	6.32	1
J	---	.375	---	9.52	
K	.156	---	3.96	---	
M	---	.667	---	16.94	Dia.
N	.025	.080	0.64	2.03	
P	.140	.175	3.56	4.44	Dia.
R	.060	---	1.53	---	

## D0203AB (D05)

Microsemi Catalog Number      Working Peak Reverse Voltage      Repetitive Peak Reverse Voltage

1N6392

45V

45V

- Schottky Barrier Rectifier
- Available in JAN, JANTX, JANTXV
- Mil-PRF-19500/554
- Low Forward Voltage
- 1000 Amps surge rating
- Reverse Energy Tested

## Electrical Characteristics

Average forward current	I <sub>F(AV)</sub> 60 Amps	T <sub>C</sub> = 115°C, Square wave, R <sub>θJC</sub> = 1.0°C/W
Maximum surge current	I <sub>FSM</sub> 1000 Amps	8.3 ms, half sine, T <sub>J</sub> = 175°C
Max reverse energy	I <sub>R(OV)</sub> 2 Amps	L = 260μH, ≤ 1% Duty cycle
Max peak forward voltage	V <sub>FM</sub> .51 Volts	I <sub>FM</sub> = 10A: T <sub>J</sub> = 25°C*
Max peak forward voltage	V <sub>FM</sub> .68 Volts	I <sub>FM</sub> = 60A: T <sub>J</sub> = 25°C*
Max peak forward voltage	V <sub>FM</sub> .82 Volts	I <sub>FM</sub> = 120A: T <sub>J</sub> = 25°C*
Max peak reverse current	I <sub>RM</sub> 20 mA	V <sub>RRM</sub> , T <sub>J</sub> = 25°C
Max peak reverse current	I <sub>RM</sub> 60 mA	V <sub>RRM</sub> , T <sub>J</sub> = 125°C*
Max peak reverse current	I <sub>RM</sub> 600 mA	V <sub>RRM</sub> , T <sub>J</sub> = 175°C*
Maximum junction capacitance	C <sub>J</sub> 3000 pF	V <sub>R</sub> = 5.0V, T <sub>J</sub> = 25°C

\*Pulse test: Pulse width 300 μsec, Duty cycle 2%

## Thermal and Mechanical Characteristics

Storage temp range	T <sub>STG</sub>	-55°C to 175°C
Operating junction temp range	T <sub>J</sub>	-55°C to 175°C
Max thermal resistance	R <sub>θJC</sub>	1.0°C/W Junction to case
Mounting torque		30 inch pounds maximum
Weight		.54 ounces (15.3 grams) typical

# 1N6392

Figure 1  
Typical Forward Characteristics

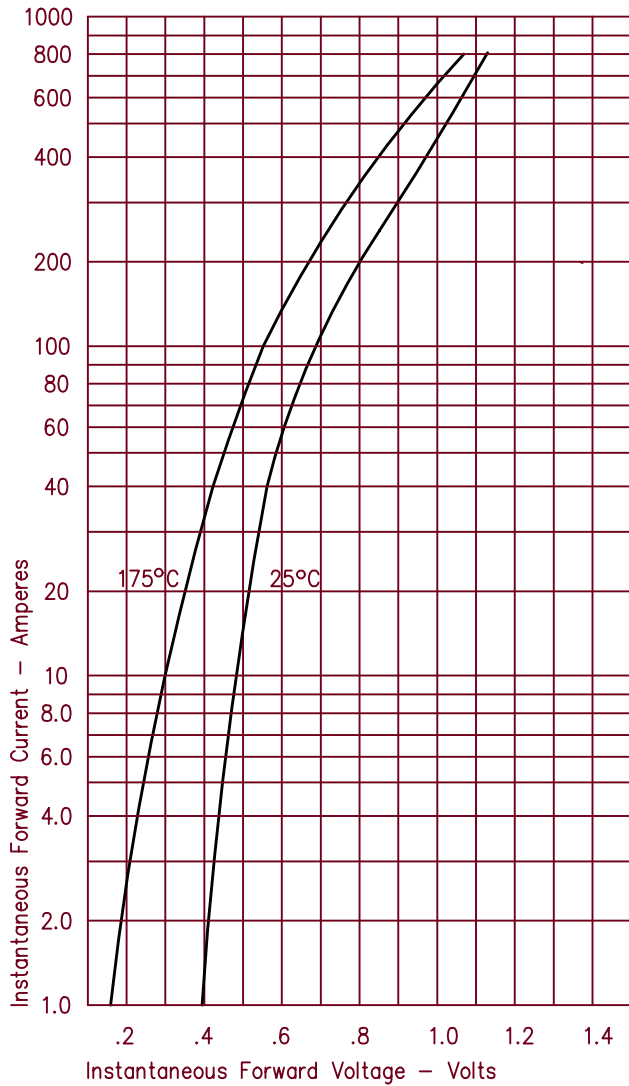


Figure 3  
Typical Junction Capacitance

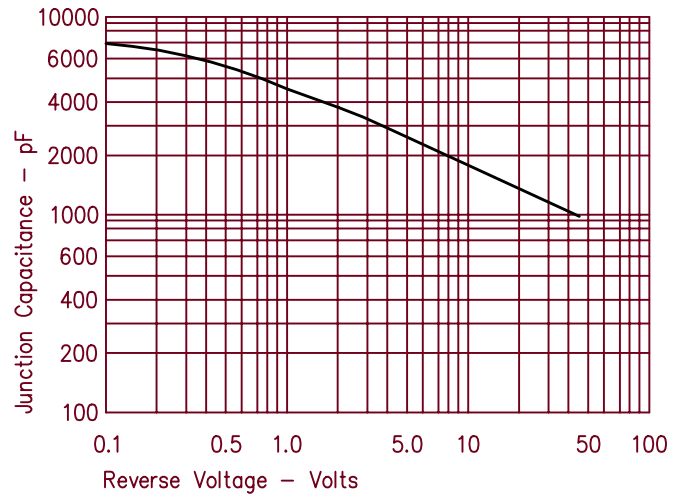


Figure 4  
Forward Current Derating

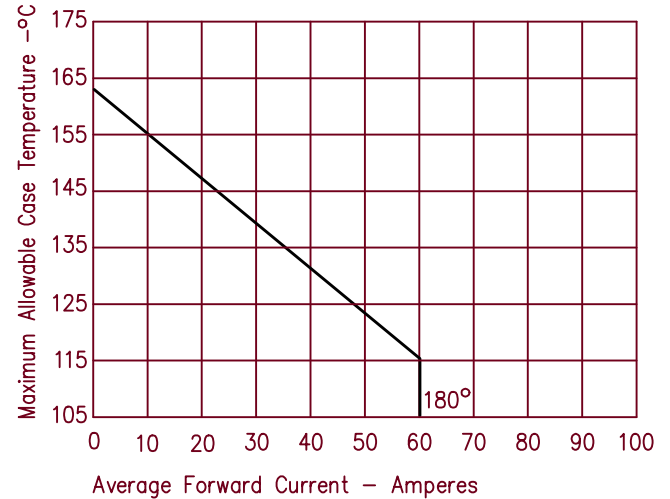


Figure 2  
Typical Reverse Characteristics

