

2SD1271, 2SD1271A

Silicon NPN epitaxial planar type

For power switching

Complementary to 2SB946 and 2SB946A

■ Features

- Low collector to emitter saturation voltage $V_{CE(sat)}$
- Satisfactory linearity of forward current transfer ratio h_{FE}
- Large collector current I_C
- Full-pack package which can be installed to the heat sink with one screw

■ Absolute Maximum Ratings ($T_C=25^\circ\text{C}$)

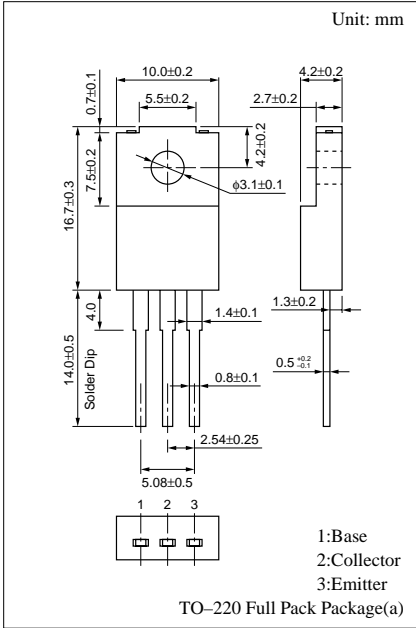
Parameter	Symbol	Ratings	Unit
Collector to base voltage	V_{CBO}	130	V
2SD1271A		150	
Collector to emitter voltage	V_{CEO}	80	V
2SD1271A		100	
Emitter to base voltage	V_{EBO}	7	V
Peak collector current	I_{CP}	15	A
Collector current	I_C	7	A
Collector power dissipation	P_C	40	W
$T_C=25^\circ\text{C}$		2	
Junction temperature	T_j	150	$^\circ\text{C}$
Storage temperature	T_{stg}	-55 to +150	$^\circ\text{C}$

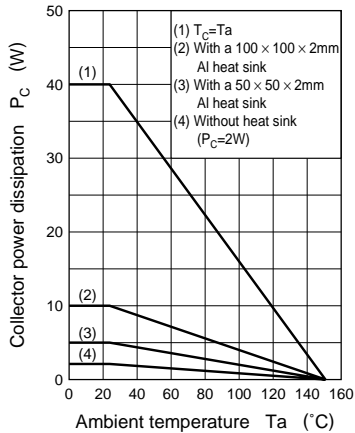
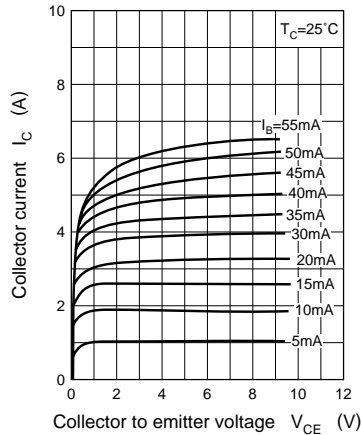
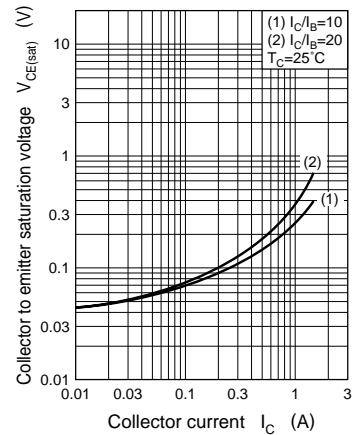
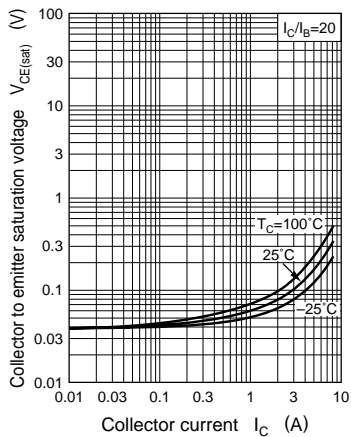
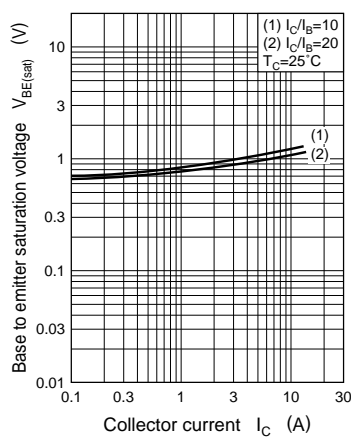
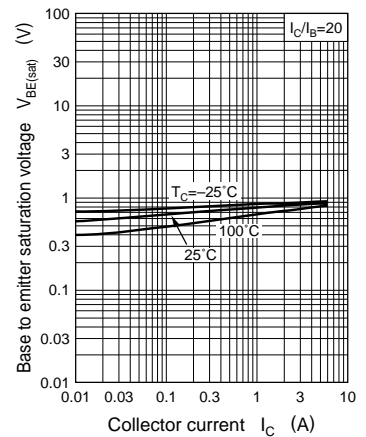
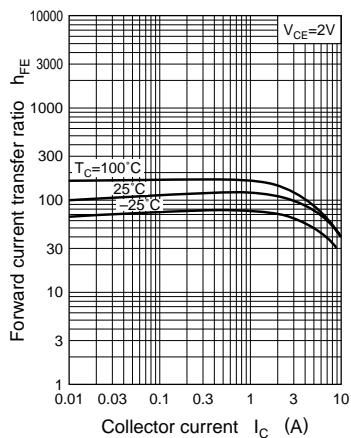
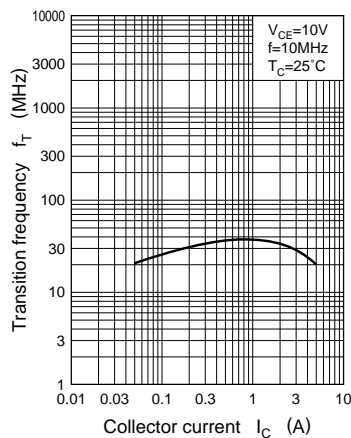
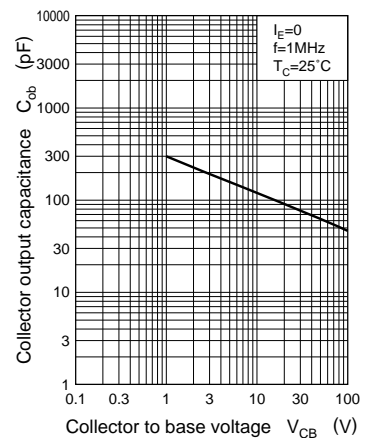
■ Electrical Characteristics ($T_C=25^\circ\text{C}$)

Parameter	Symbol	Conditions	min	typ	max	Unit
Collector cutoff current	I_{CBO}	$V_{CB} = 100\text{V}, I_E = 0$			10	μA
Emitter cutoff current	I_{EBO}	$V_{EB} = 5\text{V}, I_C = 0$			50	μA
Collector to emitter voltage	V_{CEO}	$I_C = 10\text{mA}, I_B = 0$	80			V
			100			
Forward current transfer ratio	h_{FE1}	$V_{CE} = 2\text{V}, I_C = 0.1\text{A}$	45			
	h_{FE2}^*	$V_{CE} = 2\text{V}, I_C = 3\text{A}$	90		260	
Collector to emitter saturation voltage	$V_{CE(sat)}$	$I_C = 5\text{A}, I_B = 0.25\text{A}$			0.5	V
Base to emitter saturation voltage	$V_{BE(sat)}$	$I_C = 5\text{A}, I_B = 0.25\text{A}$			1.5	V
Transition frequency	f_T	$V_{CE} = 10\text{V}, I_C = 0.5\text{A}, f = 10\text{MHz}$		30		MHz
Turn-on time	t_{on}	$I_C = 3\text{A}, I_{B1} = 0.3\text{A}, I_{B2} = -0.3\text{A}, V_{CC} = 50\text{V}$		0.5		μs
Storage time	t_{stg}			1.5		μs
Fall time	t_f			0.1		μs

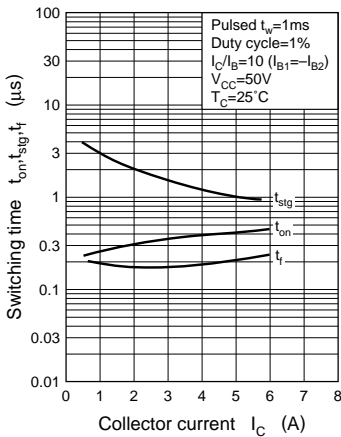
* h_{FE2} Rank classification

Rank	Q	P
h_{FE2}	90 to 180	130 to 260

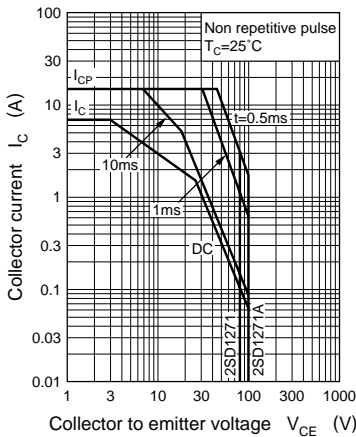


$P_C - T_a$  $I_C - V_{CE}$  $V_{CE(sat)} - I_C$  $V_{CE(sat)} - I_C$  $V_{BE(sat)} - I_C$  $V_{BE(sat)} - I_C$  $h_{FE} - I_C$  $f_T - I_C$  $C_{ob} - V_{CB}$ 

$t_{on}, t_{stg}, t_f - I_C$



Area of safe operation (ASO)



$R_{th(t)} - t$

