

GBJ6005 THRU GBJ610

Single Phase 6.0 AMPS. Glass Passivated Bridge Rectifiers

Voltage Range 50 to 1000 Volts Current 6.0 Amperes

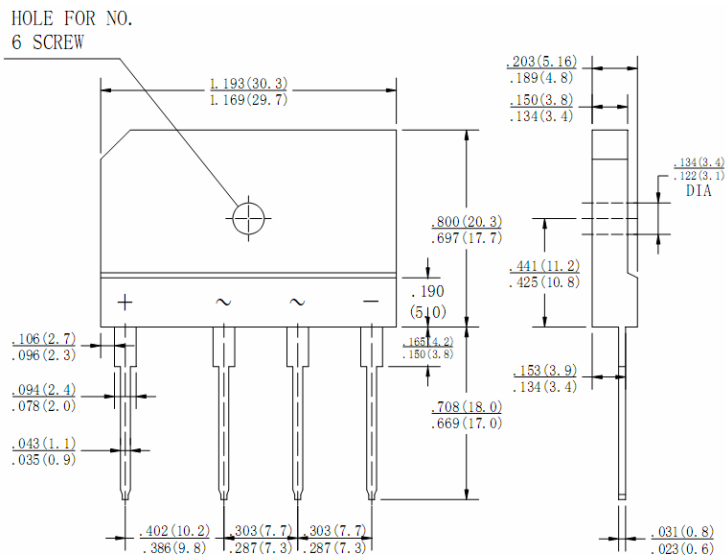
KBJ6

FEATURES

- ◆ Ideal for printed circuit board
- ◆ Reliable low cost construction technique results in inexpensive product
- ◆ High temperature soldering guaranteed:
260°C / 10 seconds / 0.375" (9.5mm)
lead length at 5 lbs., (2.3 kg) tension
- ◆ UL Recognized File number: E347214

MECHANICAL DATA

- ◆ Case: Molded plastic
- ◆ Lead: solder plated
- ◆ Polarity: As marked



Dimensions in inches and (millimeters)

MAXIMUM RATINGS AND ELECTRICAL CHARACTERISTICS

Rating at 25°C ambient temperature unless otherwise specified.

Single phase, half wave, 60 Hz, resistive or inductive load. For capacitive load, derate current by 20%

		GBJ 6005	GBJ 601	GBJ 602	GBJ 604	GBJ 606	GBJ 608	GBJ 610	UNITS
Maximum Repetitive Peak Reverse Voltage	VRRM	50	100	200	400	600	800	1000	V
Maximum RMS Voltage	VRMS	35	70	140	280	420	560	700	V
Maximum DC blocking Voltage	VDC	50	100	200	400	600	800	1000	V
Maximum Average Forward Rectified Current See Fig.2	I(AV)	6.0							A
Peak Forward Surge Current, 8.3 ms Single Half Sine-wave Superimposed on Rated Load (JEDEC method)	IFSM	150							A
Maximum Instantaneous Forward Voltage @ 6.0A	VF	1.0							V
Maximum DC Reverse Current @ TA=25°C rated DC blocking voltage per leg TA = 125°C	IR	5.0 500							μ A
Typical Thermal Resistance (Note)	RθJA RθJL	1.8							°C/W
Operating Temperature Range	TJ	-55 to +150							°C
Storage Temperature Range	TSTG	-55 to +150							°C

NOTE: Thermal Resistance from Junction to Case with Device Mounted on 75×75×1.6mm Cu Plate Heatsink

GBJ6005 THRU GBJ610

RATING AND CHARACTERISTIC CURVES KBP6005 THRU KBP610

FIG.1-MAXIMUM NONO-REPETITIVE FORWARD SURGE CURRENT PER BRIDGE ELEMNT

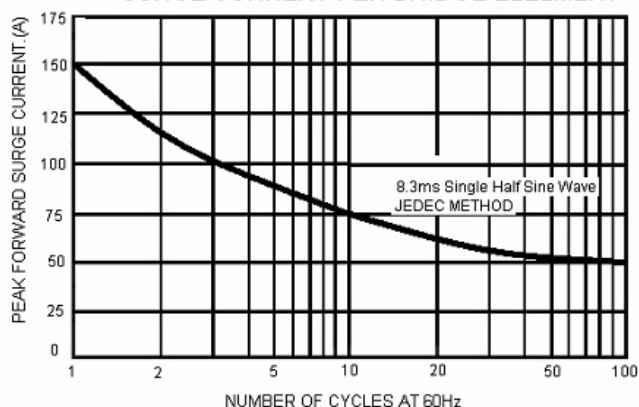


FIG.2-MAXIMUM FORWARD CURRENT DERATING CURVE

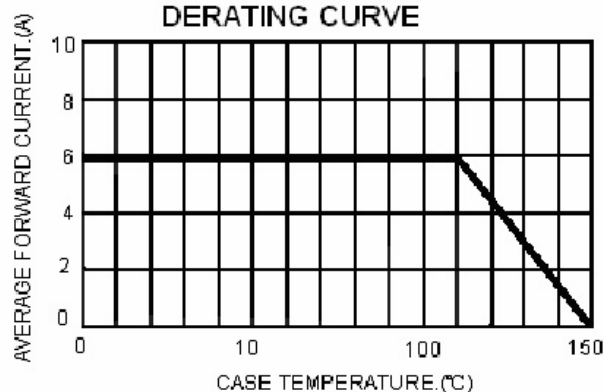


FIG.3-TYPICAL INSTANTANEOUS FORWARD CHARACTERISTICS PER BRIDGE ELEMENT

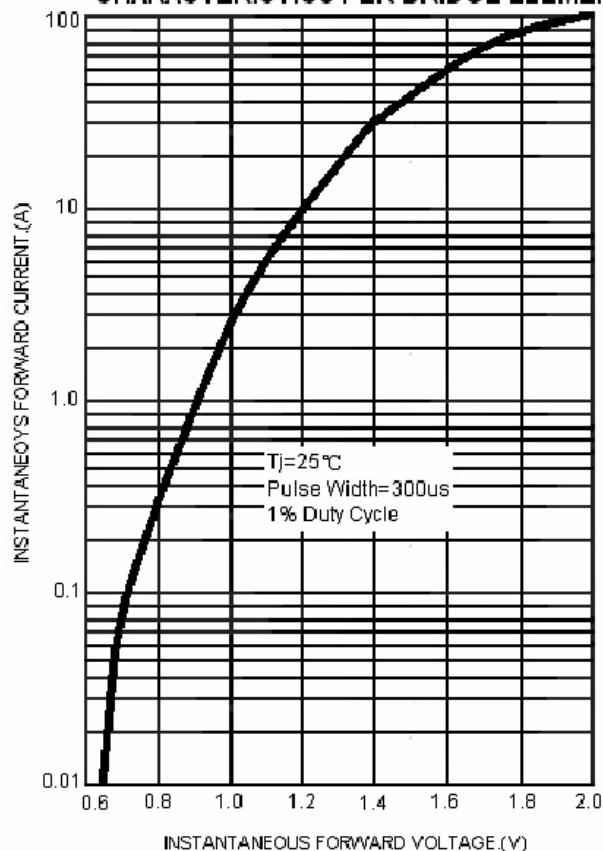
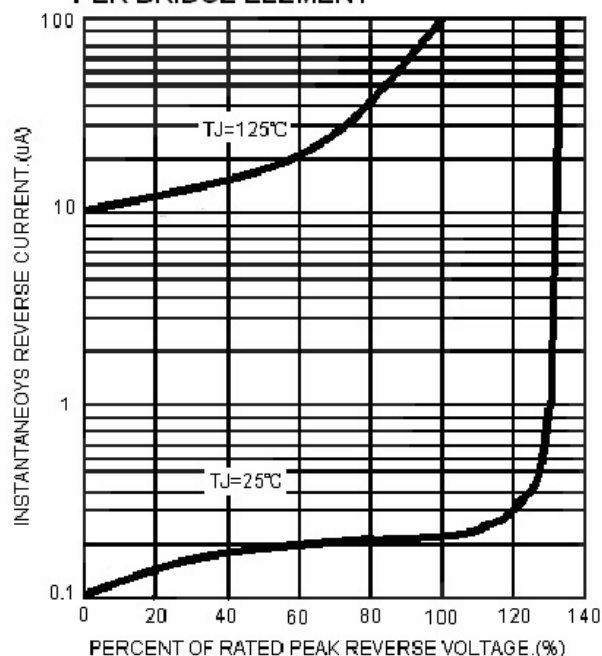


FIG.4-TYPICAL REVERSE CHARACTERISTICS PER BRIDGE ELEMENT



Note: Specifications are subject to change without notice.