

**SOT-23 BIPOLAR TRANSISTORS
TRANSISTOR(NPN)**

FEATURES

- * Power dissipation
P_{CM}: 0.225 W(T_{amb}=25°C)
- * Collector current
I_{CM}: 0.6 A
- * Collector-base voltage
V_{(BR)CBO}: 160 V
- * Operating and storage junction temperature range
T_J,T_{stg}: -55 °C to +150°C

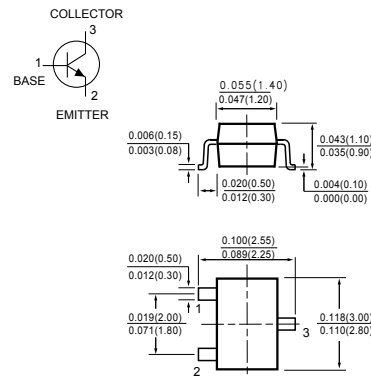
MECHANICAL DATA

- *Case: Molded plastic
- *Epoxy: UL 94V-O rate flame retardant
- *Lead: MIL-STD-202E method 208C guaranteed
- *Mounting position: Any
- *Weight: 0.008 gram

MAXIMUM RATINGS AND ELECTRICAL CHARACTERISTICS

Ratings at 25 °C ambient temperature unless otherwise specified.
Single phase, half wave, 60 Hz, resistive or inductive load.
For capacitive load, derate current by 20%.

SOT-23



Dimensions in inches and (millimeters)

MAXIMUM RATINGS (@ T_A = 25°C unless otherwise noted)

RATINGS	SYMBOL	VALUE	UNITS
Max. Steady State Power Dissipation ⁽¹⁾ @T _A =25°C	P _D	225	mW
Max. Operating Temperature Range	T _J	150	°C
Storage Temperature Range	T _{STG}	-55 to +150	°C

ELECTRICAL CHARACTERISTICS (@ T_A = 25°C unless otherwise noted)

CHARACTERISTICS	SYMBOL	MIN.	TYP.	MAX.	UNITS
Thermal Resistance Junction to Ambient	R _{θJA}	-	-	417	°C/W

Notes : 1. Alumina=0.4*0.3*0.024 in. 99.5% alumina.
2. "Fully ROHS Compliant", "100% Sn plating (Pb-free)".

2007-5

ELECTRICAL CHARACTERISTICS (@TA=25°C unless otherwise noted)

Characteristic	Symbol	Min	Max	Unit
----------------	--------	-----	-----	------

OFF CHARACTERISTICS

Collector-Emitter Breakdown Voltage ⁽¹⁾ ($I_C = 1.0\text{mA}$, $I_B = 0$)	$V_{(BR)CEO}$	140	-	Vdc
Collector-Base Breakdown Voltage ($I_C = 100\mu\text{A}$, $I_E = 0$)	$V_{(BR)CBO}$	160	-	Vdc
Emitter-Base Breakdown Voltage ($I_E = 10\mu\text{A}$, $I_C = 0$)	$V_{(BR)EBO}$	6.0	-	Vdc
Collector Cutoff Current ($V_{CB} = 100\text{Vdc}$, $I_E = 0$) ($V_{CB} = 100\text{Vdc}$, $I_E = 0$, $T_A = 100^\circ\text{C}$)	I_{CBO}	- -	100 100	nAdc uAdc
Emitter Cutoff Current ($V_{EB} = 4.0\text{Vdc}$, $I_C = 0$)	I_{EBO}	-	50	nAdc

ON CHARACTERISTICS

DC Current Gain ($I_C = 1.0\text{mA}$, $V_{CE} = 5.0\text{Vdc}$) ($I_C = 10\text{mA}$, $V_{CE} = 5.0\text{Vdc}$) ($I_C = 50\text{mA}$, $V_{CE} = 5.0\text{Vdc}$)	h_{FE}	60 60 20	- 250 -	-
Collector-Emitter Saturation Voltage ($I_C = 10\text{mA}$, $I_B = 1.0\text{mA}$) ($I_C = 50\text{mA}$, $I_B = 5.0\text{mA}$)	$V_{CE(sat)}$	- -	0.15 0.25	Vdc
Base-Emitter Saturation Voltage ($I_C = 10\text{mA}$, $I_B = 1.0\text{mA}$) ($I_C = 50\text{mA}$, $I_B = 5.0\text{mA}$)	$V_{BE(sat)}$	- -	1.0 1.2	Vdc

Note: Pulse Test : Pulse Width = 300mS, Duty Cycle = 2.0%

RATING AND CHARACTERISTICS CURVES (MMBT5550)

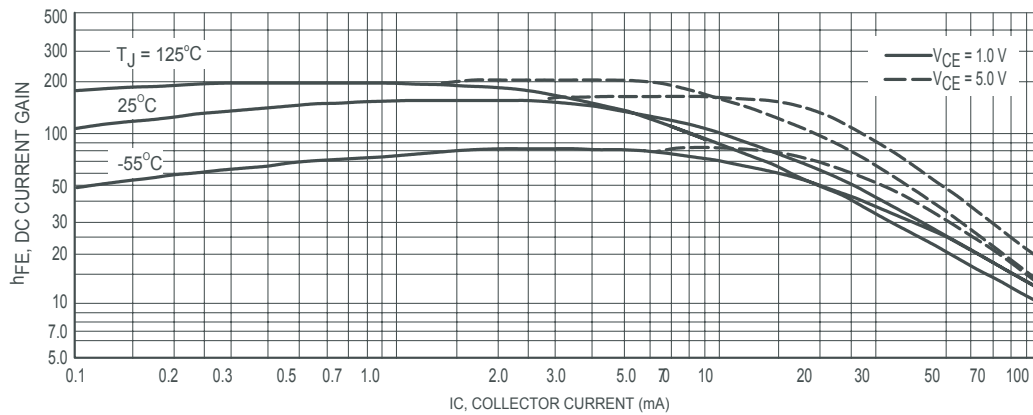


Figure 1. DC Current Gain

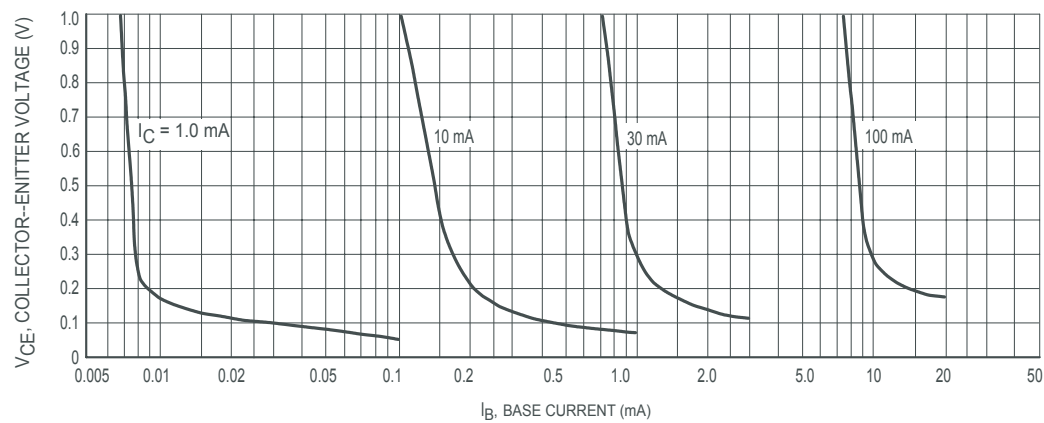


Figure 2. Collector Saturation Region

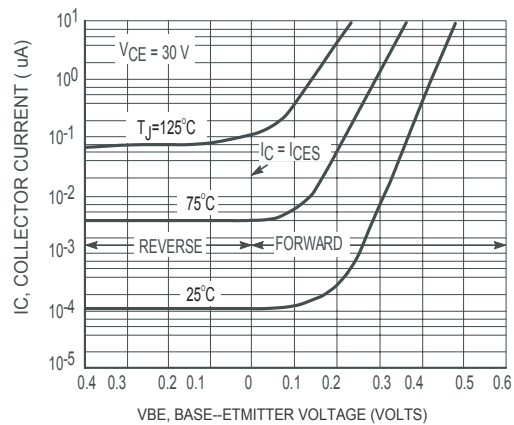


Figure 3. Collector Cut-Off Region

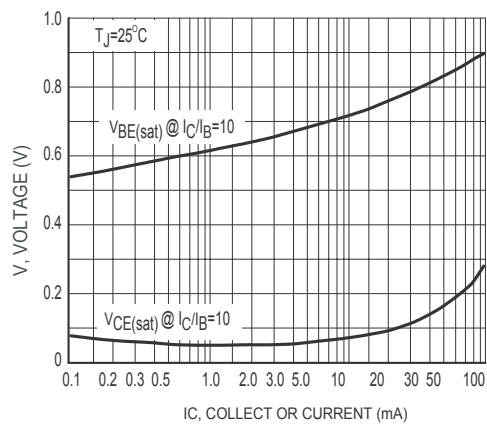


Figure 4. "On" Voltages

RATING AND CHARACTERISTICS CURVES (MMBT5550)

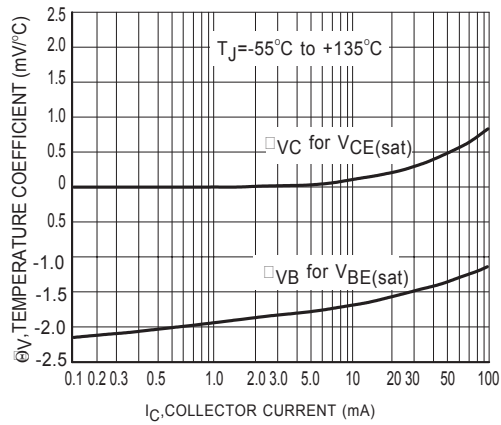


Figure 5. Temperature Coefficients

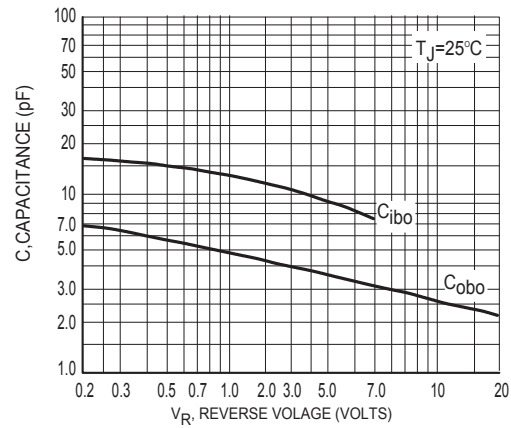


Figure 6. Capacitances

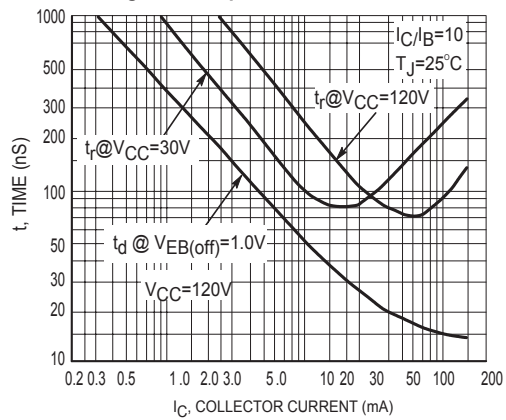


Figure 7. Turn-On Time

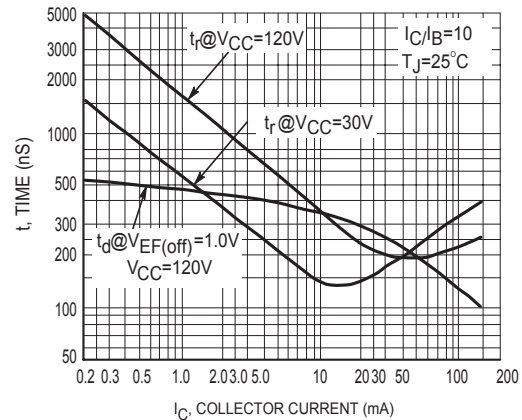


Figure 8. Turn-Off Time

DISCLAIMER NOTICE

Rectron Inc reserves the right to make changes without notice to any product specification herein, to make corrections, modifications, enhancements or other changes. Rectron Inc or anyone on its behalf assumes no responsibility or liability for any errors or inaccuracies. Data sheet specifications and its information contained are intended to provide a product description only. "Typical" parameters which may be included on RECTRON data sheets and/ or specifications can and do vary in different applications and actual performance may vary over time. Rectron Inc does not assume any liability arising out of the application or use of any product or circuit.

Rectron products are not designed, intended or authorized for use in medical, life-saving implant or other applications intended for life-sustaining or other related applications where a failure or malfunction of component or circuitry may directly or indirectly cause injury or threaten a life without expressed written approval of Rectron Inc. Customers using or selling Rectron components for use in such applications do so at their own risk and shall agree to fully indemnify Rectron Inc and its subsidiaries harmless against all claims, damages and expenditures.