

Breakaway Headers—Unshrouded Double Row, .100 [2.54] Centerlines

.025² [0.64²] Straight Post

Material:

Housing—Black thermoplastic, flame retardant

Posts—Copper alloy

Related Product Data:

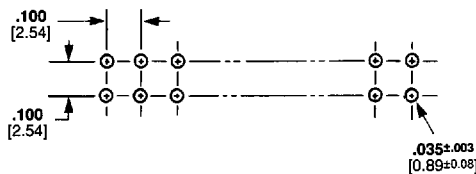
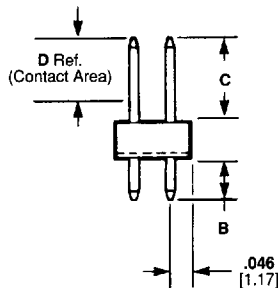
Mateable Connectors—
 pages 34, 35, 59, 60 & 62

Plating Specifications:

Duplex C— .000030 [0.00076] gold on contact area, .000100-.000200 [0.00254-0.00508] tin-lead on solder area, with entire post underplated
 .000050 [0.00127] nickel

Duplex D— .000015 [0.00038] gold on contact area, .000100-.000200 [0.00254-0.00508] tin-lead on solder area, with entire post underplated
 .000050 [0.00127] nickel

Tin-Lead/Nickel—
 .000100-.000200 [0.00254-0.00508] tin-lead over .000050 [0.00127] nickel on entire post



Recommended Pc Board Hole Layout www.DataSheet4U.com

*±.003 [±0.08] tolerances not to accumulate within one connector pattern.

**Breakaway Headers—Unshrouded Double Row,
.100 x .100 [2.54 x 2.54] Centerlines**

.025² [0.64²] Straight Post

No. of Pos.	A Dim.	Packaging Quantity	B = .090 [2.29] C = .230 [5.84] D = .185 [4.70]			B = .120 [3.05] C = .230 [5.84] D = .185 [4.70]			B = .110 [2.79] C = .318 [8.08] D = .200 [5.08]		
			Post Plating		Post Plating			Post Plating			
			Duplex C	Tin-Lead/Nickel	Duplex C	Duplex D	Tin-Lead/Nickel	Duplex C	Duplex D	Tin-Lead/Nickel	
2	.084 2.13	250	103783-1	103777-1	103240-1	103186-1	103328-1	102977-1	102973-1	103322-1	
4	.184 4.67	250	103783-2	103777-2	103240-2	103186-2	103328-2	102977-2	102973-2	103322-2	
6	.284 7.21	250	103783-3	103777-3	103240-3	103186-3	103328-3	102977-3	102973-3	103322-3	
8	.384 9.75	250	103783-4	103777-4	103240-4	103186-4	103328-4	102977-4	102973-4	103322-4	
10	.484 12.29	250	103783-5	103777-5	103240-5	103186-5	103328-5	102977-5	102973-5	103322-5	
12	.584 14.83	100	103783-6	103777-6	103240-6	103186-6	103328-6	102977-6	102973-6	103322-6	
14	.684 17.37	100	103783-7	103777-7	103240-7	103186-7	103328-7	102977-7	102973-7	103322-7	
16	.784 19.91	100	103783-8	103777-8	103240-8	103186-8	103328-8	102977-8	102973-8	103322-8	
18	.884 22.45	100	103783-9	103777-9	103240-9	103186-9	103328-9	102977-9	102973-9	103322-9	
20	.984 24.99	100	1-103783-0	1-103777-0	1-103240-0	1-103186-0	1-103328-0	1-102977-0	1-102973-0	1-103322-0	
22	1.084 27.53	100	1-103783-1	1-103777-1	1-103240-1	1-103186-1	1-103328-1	1-102977-1	1-102973-1	1-103322-1	
24	1.184 30.07	100	1-103783-2	1-103777-2	1-103240-2	1-103186-2	1-103328-2	1-102977-2	1-102973-2	1-103322-2	
26	1.284 32.61	100	1-103783-3	1-103777-3	1-103240-3	1-103186-3	1-103328-3	1-102977-3	1-102973-3	1-103322-3	
28	1.384 35.15	100	—	—	1-103240-4	1-103186-4	1-103328-4	1-102977-4	1-102973-4	1-103322-4	
30	1.484 37.69	100	1-103783-5	1-103777-5	1-103240-5	1-103186-5	1-103328-5	1-102977-5	1-102973-5	1-103322-5	
32	1.584 40.23	100	—	—	1-103240-6	1-103186-6	1-103328-6	1-102977-6	1-102973-6	1-103322-6	
34	1.684 42.77	100	1-103783-7	1-103777-7	1-103240-7	1-103186-7	1-103328-7	1-102977-7	1-102973-7	1-103322-7	
36	1.784 45.31	100	—	—	1-103240-8	1-103186-8	1-103328-8	1-102977-8	1-102973-8	1-103322-8	
38	1.884 47.85	100	—	—	1-103240-9	1-103186-9	1-103328-9	1-102977-9	1-102973-9	1-103322-9	
40	1.984 50.39	100	2-103783-0	2-103777-0	2-103240-0	2-103186-0	2-103328-0	2-102977-0	2-102973-0	2-103322-0	
42	2.084 52.93	100	—	—	2-103240-1	2-103186-1	2-103328-1	2-102977-1	2-102973-1	2-103322-1	
44	2.184 55.47	100	—	—	2-103240-2	2-103186-2	2-103328-2	2-102977-2	2-102973-2	2-103322-2	
46	2.284 58.01	100	—	—	2-103240-3	2-103186-3	2-103328-3	2-102977-3	2-102973-3	2-103322-3	
48	2.384 60.55	100	—	—	2-103240-4	2-103186-4	2-103328-4	2-102977-4	2-102973-4	2-103322-4	
50	2.484 63.09	100	2-103783-5	2-103777-5	2-103240-5	2-103186-5	2-103328-5	2-102977-5	2-102973-5	2-103322-5	
52	2.584 65.63	100	—	—	2-103240-6	2-103186-6	2-103328-6	2-102977-6	2-102973-6	2-103322-6	
54	2.684 68.17	100	—	—	2-103240-7	2-103186-7	2-103328-7	2-102977-7	2-102973-7	2-103322-7	
56	2.784 70.71	100	—	—	2-103240-8	2-103186-8	2-103328-8	2-102977-8	2-102973-8	2-103322-8	
58	2.884 73.27	100	—	—	2-103240-9	2-103186-9	2-103328-9	2-102977-9	2-102973-9	2-103322-9	
60	2.984 75.79	50	3-103783-0	3-103777-0	3-103240-0	3-103186-0	3-103328-0	3-102977-0	3-102973-0	3-103322-0	
62	3.084 78.33	50	—	—	3-103240-1	3-103186-1	3-103328-1	3-102977-1	3-102973-1	3-103322-1	
64	3.184 80.87	50	—	—	3-103240-2	3-103186-2	3-103328-2	3-102977-2	3-102973-2	3-103322-2	
66	3.284 83.41	50	—	—	3-103240-3	3-103186-3	3-103328-3	3-102977-3	3-102973-3	3-103322-3	
68	3.384 85.95	50	—	—	3-103240-4	3-103186-4	3-103328-4	3-102977-4	3-102973-4	3-103322-4	
70	3.484 88.49	50	3-103783-5	3-103777-5	3-103240-5	3-103186-5	3-103328-5	3-102977-5	3-102973-5	3-103322-5	
72	3.584 91.03	50	—	—	3-103240-6	3-103186-6	3-103328-6	3-102977-6	3-102973-6	3-103322-6	
74	3.684 93.57	50	—	—	3-103240-7	3-103186-7	3-103328-7	3-102977-7	3-102973-7	3-103322-7	
76	3.784 96.11	50	—	—	3-103240-8	3-103186-8	3-103328-8	3-102977-8	3-102973-8	3-103322-8	
78	3.884 98.65	50	—	—	3-103240-9	3-103186-9	3-103328-9	3-102977-9	3-102973-9	3-103322-9	
80	3.984 101.19	50	4-103783-0	4-103777-0	4-103240-0	4-103186-0	4-103328-0	4-102977-0	4-102973-0	4-103322-0	

Notes: 1. Headers may be broken to desired number of positions using Hand Tool No. 91406-1.
2. Other post lengths are available, consult AMP Incorporated.



Hand Tool No. 91406-1


Breakaway, Retention and Standard Headers—Unshrouded

Product Facts

- Design and inventory versatility—headers can be broken into any size needed
- Variety of popular sizes available
- Substantial time/labor savings—install all posts at one time
- Vertical and right-angle versions available in single- and double-row configurations
- Copper alloy, posts
- Choice of gold duplex or tin-lead plated posts
- Post lengths include .230 [5.84] and .318 [8.08] for connector mating
- Can be select loaded, consult AMP Incorporated

- Board retention feature available
- Flame retardant, black thermoplastic housings; 94V-0 rated
- Recognized under the Component Program of Underwriters Laboratories Inc., File No. E28476 
- Certified by Canadian Standards Association, File No. LR 16455 

Breakaway and Retention Headers—Unshrouded




Product Facts

- Variety of popular sizes available
- Substantial time/labor savings—install all posts at one time
- Vertical and right-angle versions available in single- and double-row configurations
- Triple-row version available in vertical configurations
- Copper alloy, drawn wire posts
- Choice of select gold or tin-lead plated posts
- Post length is .318 [8.08] for connector mating

- Flame retardant, black thermoplastic housings; 94V-0 rated
- Recognized under the Component Program of Underwriters Laboratories Inc., File No. E28476 
- Certified by Canadian Standards Association, File No. LR 7189 

Standard Headers—Unshrouded



Performance Characteristics:

Electrical

Insulation Resistance—5,000 megohms minimum initial

Dielectric Withstanding Voltage—750 RMS at sea level

Environmental

Operating Temperature— -65° C to 140° C www.DataSheet4U.com
(black thermoplastic housings)