


10FF Sockets

RELAY SOCKETS

CE

CULUS

File No.: E253370



Features

- The dielectric strength can reach 2000VAC and the insulation resistance is 1000MΩ
- Two mounting types are available: screw mounting and DIN rail mounting.
- With finger protection device are available
- Many kinds of plug-in modules are available with the function of energizing indication and wiring protection.
- Components available: metallic retainer, plug-in modules
- Applicable relay types: HF10FF/HF10FH
- Environmental friendly product (RoHS compliant)

ORDERING INFORMATION


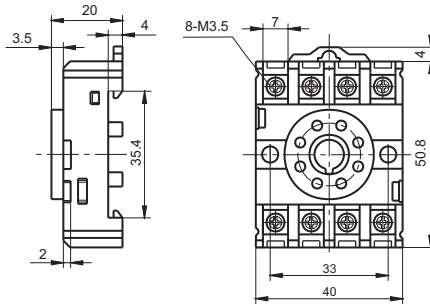
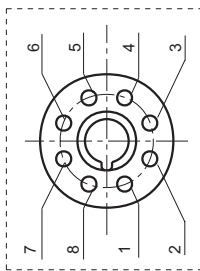
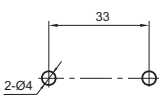
	10FF	-1Z	-C1
Type			
Contact arrangement	1Z:1 Form C	2Z:2 Form C	3Z:3 Form C
Termination&mounting	C1: Screw terminal,DIN rail or Screw mounting,Without finger protection device C2/C3/C4: Screwless terminal,DIN rail mounting,With finger protection device		

CHARACTERISTICS

Type	Nominal Voltage	Nominal Current	Ambient Temperature	Dielectric Strength min.	Max wire size		Wire Strip Length	Screw Torque
					mm ²	AWG		
10FF-2Z-C1	250VAC	10A	-40 °C to 70°C	2000VAC	2 x 1.5	2 x 16	7mm	1.0N · m
10FF-2Z-C2	250VAC	10A	-40 °C to 70°C	2000VAC	2 x 1.5	2 x 16	7mm	1.0N · m
10FF-2Z-C3	250VAC	10A	-40 °C to 70°C	2000VAC	1 x 4 / 2 x 2.5	1 x 12 / 2 x 14	7mm	0.6N · m
10FF-2Z-C4	250VAC	10A	-40 °C to 70°C	2000VAC	1 x 4 / 2 x 2.5	1 x 12 / 2 x 14	7mm	0.6N · m
10FF-3Z-C1	250VAC	10A	-40 °C to 70°C	2000VAC	2 x 1.5	2 x 16	7mm	1.0N · m
10FF-3Z-C2	250VAC	10A	-40 °C to 70°C	2000VAC	2 x 1.5	2 x 16	7mm	1.0N · m
10FF-3Z-C3	250VAC	10A	-40 °C to 70°C	2000VAC	1 x 4 / 2 x 2.5	1 x 12 / 2 x 14	7mm	0.6N · m
10FF-3Z-C4	250VAC	10A	-40 °C to 70°C	2000VAC	1 x 4 / 2 x 2.5	1 x 12 / 2 x 14	7mm	0.6N · m

OUTLINE DIMENSIONS, WIRING DIAGRAM AND PC BOARD LAYOUT

Unit: mm

Socket	Outline Dimensions	Wiring Diagram	PCB Layout	Accessory Available
10FF-2Z-C1  Screw terminal DIN rail or Screw mounting Without finger protection device Applicable for 2 poles	 <p style="text-align: center;">(Top View)</p>	 <p style="text-align: center;">(Top View)</p>		




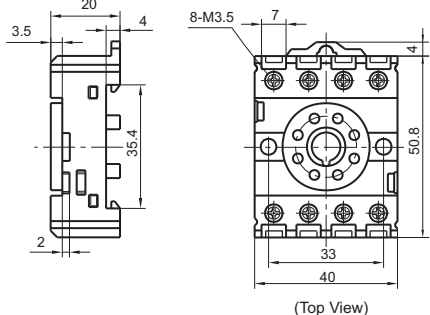
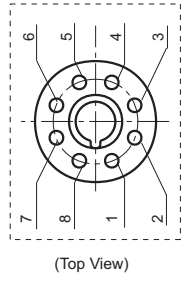
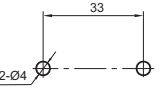

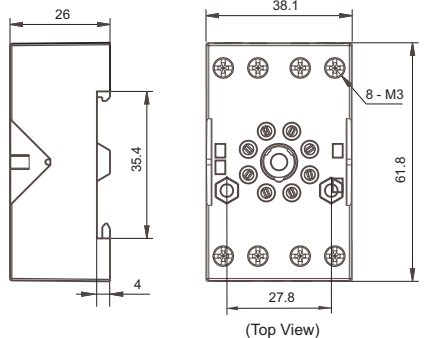
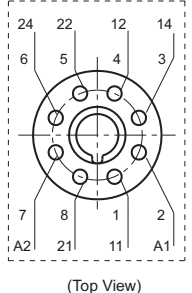
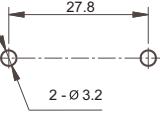

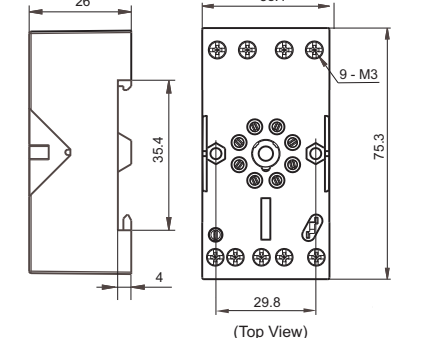
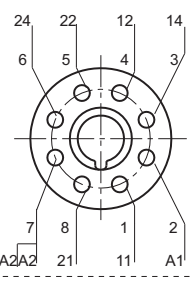
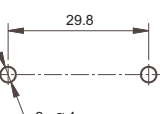

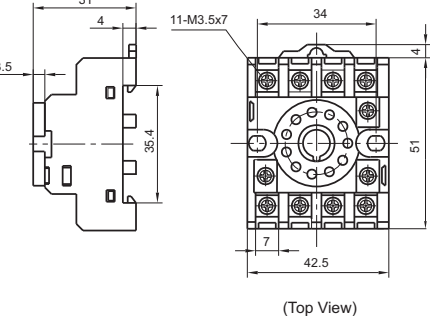
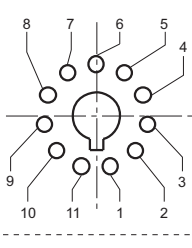
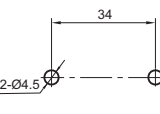
HONGFA RELAY

ISO9001, ISO/TS16949, ISO14001, OHSAS18001, IECQ QC 080000 CERTIFIED

2016 Rev. 1.00


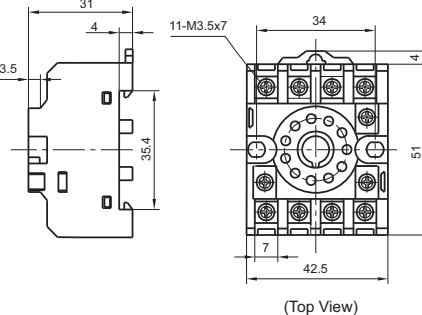
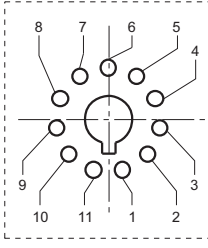
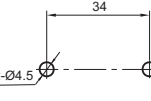

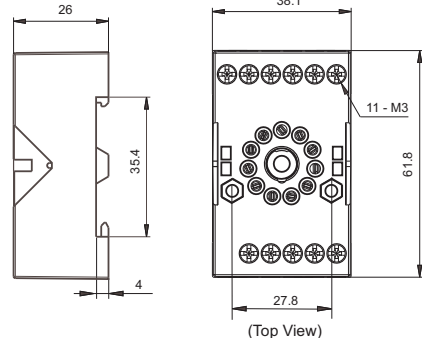
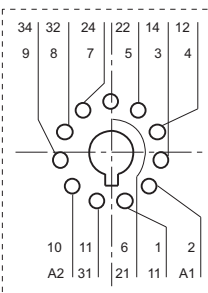
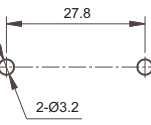

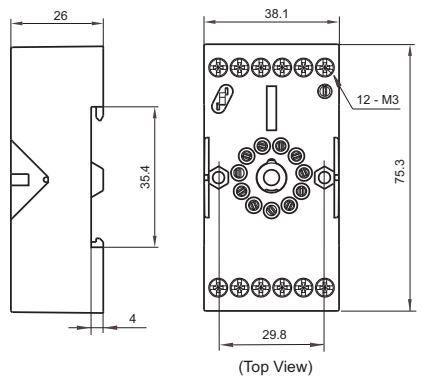
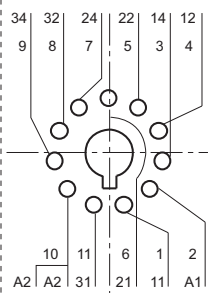
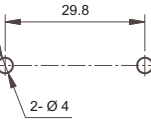
OUTLINE DIMENSIONS, WIRING DIAGRAM AND PC BOARD LAYOUT

Unit: mm

Socket	Outline Dimensions	Wiring Diagram	PCB Layout	Accessory Available
<p>10FF-2Z-C2</p>  <p>Screw terminal DIN rail or Screw mounting With finger protection device Applicable for 2 poles</p>	 <p>(Top View)</p>	 <p>(Top View)</p>		
<p>10FF-2Z-C3</p>  <p>Screw terminal DIN rail or Screw mounting With finger protection device Applicable for 2 poles</p>	 <p>(Top View)</p>	 <p>(Top View)</p>		<p>*metallic retainer 10FF-H1</p>
<p>10FF-2Z-C4</p>  <p>Screw terminal DIN rail or Screw mounting With finger protection device Applicable for 2 poles</p>	 <p>(Top View)</p>	 <p>(Top View)</p>		<p>*metallic retainer 10FF-H1 *plug-in module HFFAA to HFFHU</p>
<p>10FF-3Z-C1</p>  <p>Screw terminal DIN rail or Screw mounting Without finger protection device Applicable for 3 poles</p>	 <p>(Top View)</p>	 <p>(Top View)</p>		

OUTLINE DIMENSIONS, WIRING DIAGRAM AND PC BOARD LAYOUT

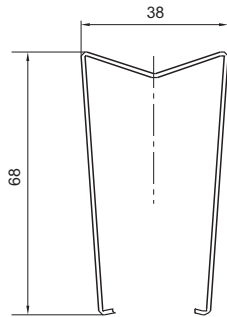
Unit: mm

Socket	Outline Dimensions	Wiring Diagram	PCB Layout	Accessory Available
<p>10FF-3Z-C2</p>  <p>Screw terminal DIN rail or Screw mounting With finger protection device Applicable for 3 poles</p>	 <p>(Top View)</p>	 <p>(Top View)</p>		
<p>10FF-3Z-C3</p>  <p>Screw terminal DIN rail or Screw mounting With finger protection device Applicable for 3 poles</p>	 <p>(Top View)</p>	 <p>(Top View)</p>		<p>*metallic retainer 10FF-H1</p>
<p>10FF-3Z-C4</p>  <p>Screw terminal DIN rail or Screw mounting With finger protection device Applicable for 3 poles</p>	 <p>(Top View)</p>	 <p>(Top View)</p>		<p>*metallic retainer 10FF-H1</p> <p>*plug-in module HFFAA to HFFHU</p>

Notes: * If need accessory, please order with type.

Retainer

10FF-H1(metallic retainer)



Things to be noticed when selecting sockets:

1. Please choose suitable relay socket according to the actual mounting environment, relay contact poles and terminal layout. If there is any query on selection, please contact Hongfa for the technical service.
2. As for related components, they should be selected separately. Please do give clear indication of the types of relay sockets and related components you choose while placing order.
3. Main outline dimension(L, W, H) $\geq 50\text{mm}$, tolerance should be $\pm 1\text{mm}$; outline dimension $>20\text{mm}$ and $<50\text{mm}$, tolerance should be $\pm 0.5\text{mm}$; outline dimension $\leq 20\text{mm}$, tolerance should be $\pm 0.3\text{mm}$.

Disclaimer

The specification is for reference only. See to "Terminology and Guidelines" for more information. Specifications subject to change without notice. We could not evaluate all the performance and all the parameters for every possible application. Thus the user should be in a right position to choose the suitable product for their own application. If there is any query, please contact Hongfa for the technical service. However, it is the user's responsibility to determine which product should be used only.