10HF SERIES 3.75°

Key Features

- Low Inertia
- Low Noise
- Small Size



General Specifications

Bi-polar

Model Number	Resistance per Phase	Inductance per Phase	Rated Current	Holding Torque		Detent Torque		Rotor Inertia	
	ohm	mH	A	mNm	oz-in	mNm	oz-in	g.cm²	oz-in²
10HF7402-02	84	21	0.143	12	1.70	3	0.42	2	0.01

Uni-polar

Model Number	Resistance per Phase	Inductance per Phase	Rated Current	Holding Torque		Detent Torque		Rotor Inertia	
	ohm	mH	A	mNm	oz-in	mNm	oz-in	g.cm²	oz-in²
10HF7602-03	42	4.5	0.2	8	1.13	3	0.42	2	0.01

Motor Wiring Diagram —> Page A-8

Mechanical Dimension

Model Number	L	Mass
	mm (in.)	kg (lb.)
10HF7**	18.5 (0.72)	0.045 (0.10)

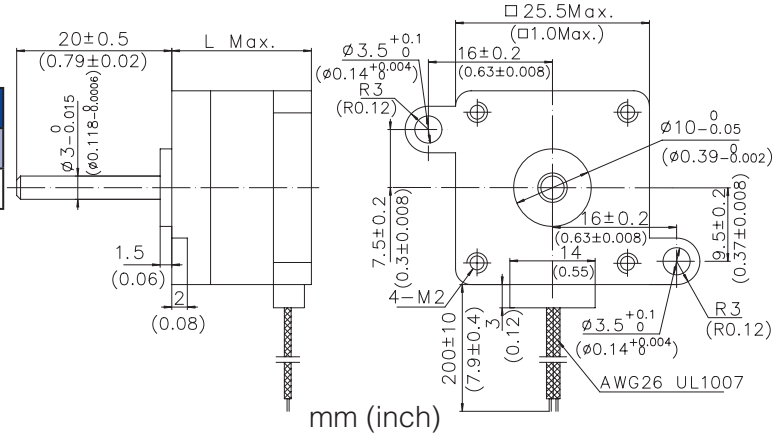

Dynamic Torque Curves

10HF7402-02

Conditions: Bi-polar Constant Current Driver
IC: AMA MS3540M
Mode:Full Step

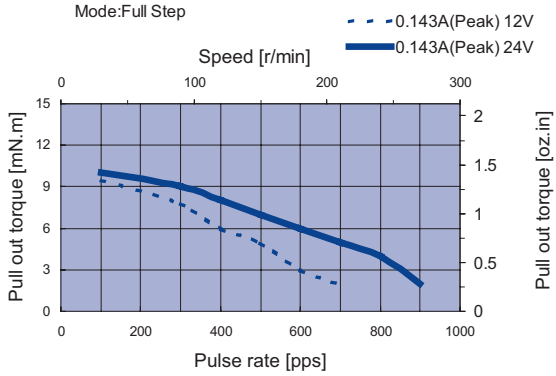

10HF7602-03
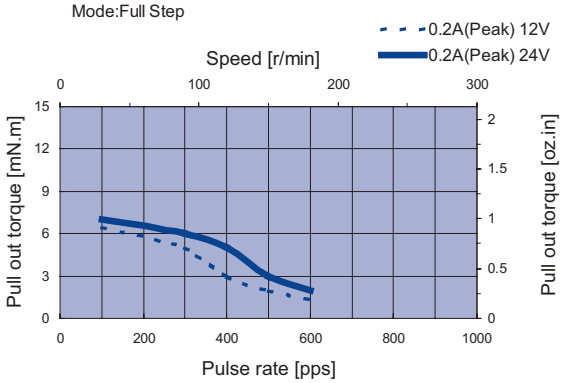
Conditions: Uni-polar Constant Current Driver
IC: AMA MSU3040M
Mode:Full Step