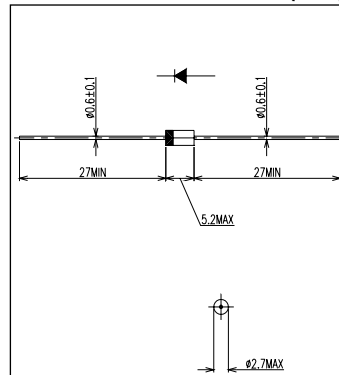


# 1A Avg. 600 Volts Standard Recovery Diode 10JDA60

## ■最大定格 Maximum Ratings

Item	Symbol	Conditions	Unit
くり返しピーク逆電圧 Repetitive Peak Reverse Voltage	$V_{RRM}$	600	V
平均整流電流 Average Rectified Output Current	$I_O$	50Hz 正弦半波抵抗負荷 50Hz half sine wave Resistance load	$T_a=29^{\circ}C^{*1}$ 1.0 A
			$T_l=126^{\circ}C$ $T_l$ : Lead Temperature 1.0 A
実効順電流 R.M.S. Forward Current	$I_{F(RMS)}$	1.57	A
サージ順電流 Surge Forward Current	$I_{FSM}$	45 50Hz正弦半波, 1サイクル, 非くり返し 50Hz Half Sine Wave, 1cycle, Non-repetitive	A
動作接合温度範囲 Operating Junction Temperature Range	$T_{jw}$	-40~+150	$^{\circ}C$
保存温度範囲 Storage Temperature Range	$T_{stg}$	-40~+150	$^{\circ}C$

## ■OUTLINE DRAWING(mm)



■Approx Net Weight:0.22g

## ■電氣的・熱的特性 Electrical/Thermal Characteristics

Item	Symbol	Conditions	Min.	Typ.	Max.	Unit
ピーク逆電流 Peak Reverse Current	$I_{RM}$	$T_j=25^{\circ}C, V_{RM}=V_{RRM}$	—	—	10	$\mu A$
ピーク順電圧 Peak Forward Voltage	$V_{FM}$	$T_j=25^{\circ}C, I_{FM}=1A$	—	—	1.0	V
熱抵抗 Thermal Resistance	$R_{th(j-a)}$	接合部・周囲間* Junction to Ambient	—	—	120	$^{\circ}C/W$
	$R_{th(j-l)}$	接合部・リード間 Junction to Lead	—	—	23	$^{\circ}C/W$

\*: 単体フィン無し / Without Fin or P.C. Board mounted

## ■定格・特性曲線

FIG.1  
順電圧特性  
FORWARD CURRENT VS. VOLTAGE

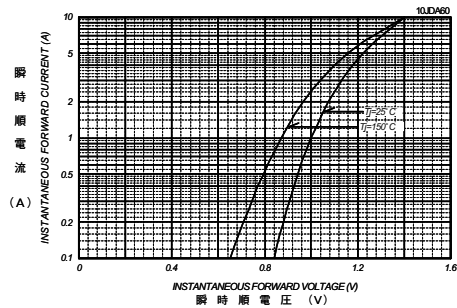


FIG.2  
平均順電力損失特性  
AVERAGE FORWARD POWER DISSIPATION

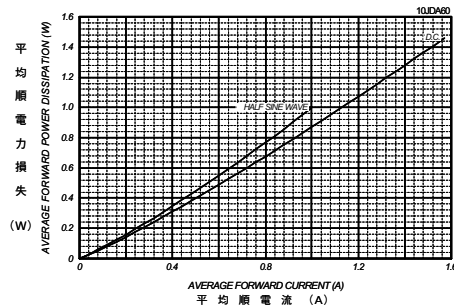


FIG.3  
平均順電流 - 周囲温度定格  
AVERAGE FORWARD CURRENT VS. AMBIENT TEMPERATURE  
AMBIENT Without Fin or P.C. Board

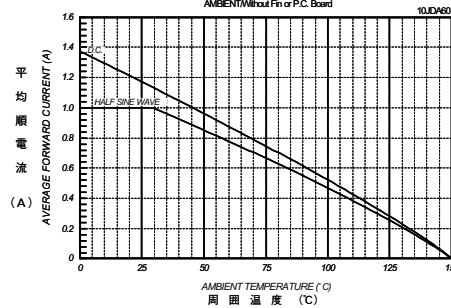


FIG.4  
平均順電流 - リード温度定格  
AVERAGE FORWARD CURRENT VS. LEAD TEMPERATURE

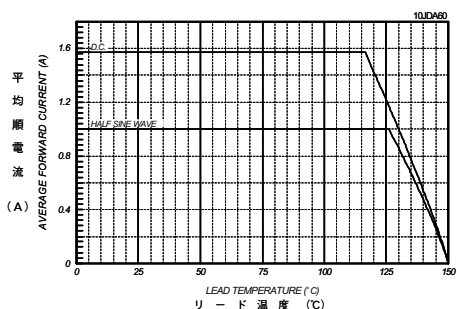


FIG.5  
サージ順電流定格  
SURGE CURRENT RATINGS  
F=50Hz Half Sine Wave Non-Repetitive No Load

