




Metallized Polyester Film Capacitors

MEF Series

FEATURES:

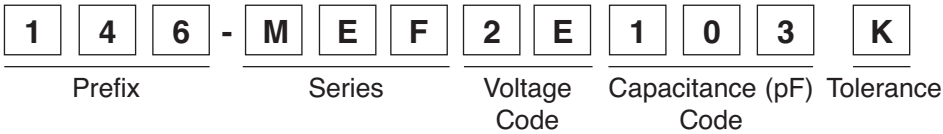
- Constructed of metallized polyester film
- High stability in a miniature size
- Self healing characteristics with dipped epoxy coating to retard humidity defects
- Non-inductive construction
- Excellent for coupling, by-pass, RF filtering and solid state applications where size is critical
- Parts are RoHS compliant



CHARACTERISTICS

Item	Characteristics
Operating Temperature Range	-40°C ~ +85°C
Capacitance Tolerance	±10%
Standard Working Voltage (WV)	250, 400, 630
Dielectric Strength	160% of working voltage for 1 minute
Dissipation Factor	2.0% max. (1KHz), 20°C

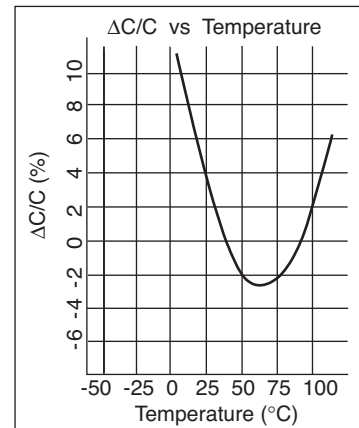
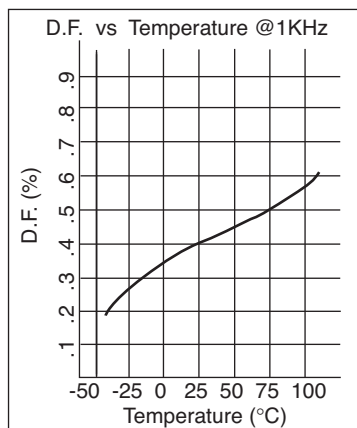
PART NUMBERING SYSTEM



Voltage Code:
2E = 250V
2G = 400V
2J = 630V

Tolerance Code:
K = ±10%

TEMPERATURE CHARACTERISTIC CHARTS



Specifications are subject to change without notice. No liability or warranty implied by this information. Environmental compliance based on producer documentation.

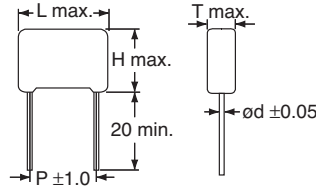




Metallized Polyester Film Capacitors

MEF Series

■ DIMENSIONS:



Capacitance		Working Voltage (WV); Dimensions (mm)														
Value (μF)	Value Code	250					400					630				
		L	H	T	P	ϕd	L	H	T	P	ϕd	L	H	T	P	ϕd
0.010	103	13.0	9.0	5.5	10	0.6	13.0	9.0	5.5	10	0.6	13.0	9.0	5.5	10.0	0.6
0.012	123	13.0	8.0	5.0	10	0.6	13.0	8.0	5.0	10	0.6	13.0	9.0	6.0	10.0	0.6
0.015	153	13.0	8.0	5.0	10	0.6	13.0	8.0	5.0	10	0.6	13.0	10.0	6.5	10.0	0.6
0.018	183	13.0	8.0	5.0	10	0.6	13.0	8.0	5.0	10	0.6	13.0	10.5	7.0	10.0	0.6
0.022	223	13.0	8.0	5.0	10	0.6	13.0	8.0	5.0	10	0.6	13.0	11.0	7.5	10.0	0.6
0.027	273	13.0	8.0	5.0	10	0.6	13.0	8.5	5.5	10	0.6	13.0	12.0	8.0	10.0	0.6
0.033	333	13.0	8.0	5.0	10	0.6	13.0	9.0	5.5	10	0.6	13.0	12.5	8.5	10.0	0.6
0.039	393	13.0	8.0	5.0	10	0.6	13.0	9.0	6.0	10	0.6	18.0	11.5	7.0	15.0	0.8
0.047	473	13.0	8.0	5.0	10	0.6	13.0	10.0	6.5	10	0.6	18.0	12.0	7.0	15.0	0.8
0.056	563	13.0	8.0	5.0	10	0.6	13.0	10.5	7.0	10	0.6	18.0	13.0	7.5	15.0	0.8
0.068	683	13.0	8.0	5.0	10	0.6	13.0	11.5	7.5	10	0.6	18.0	13.5	8.0	15.0	0.8
0.082	823	13.0	8.5	5.5	10	0.6	18.0	11.5	6.5	15	0.8	18.0	14.0	9.0	15.0	0.8
0.10	104	13.0	8.5	5.5	10	0.6	18.0	12.0	7.0	15	0.8	18.0	15.0	9.5	15.0	0.8
0.12	124	13.0	9.0	6.0	10	0.6	18.0	12.0	7.0	15	0.8	18.0	16.0	10.0	15.0	0.8
0.15	154	13.0	10.0	7.0	10	0.6	18.0	13.5	9.0	15	0.8	24.0	17.0	11.5	20.5	0.8
0.18	184	13.0	10.5	7.0	10	0.6	18.0	13.5	8.0	15	0.8	24.0	18.0	12.0	20.5	0.8
0.22	224	18.0	10.0	6.5	15	0.8	18.0	15.0	9.5	15	0.8	24.0	19.0	11.5	20.5	0.8
0.27	274	18.0	10.5	7.0	15	0.8	18.0	15.5	10.0	15	0.8	24.0	19.0	11.5	20.5	0.8
0.33	334	18.0	11.0	7.5	15	0.8	24.0	17.5	9.5	20.5	0.8	24.0	22.0	13.5	20.5	0.8
0.39	394	18.0	12.0	8.0	15	0.8	24.0	17.0	9.5	20.5	0.8	24.0	21.0	13.5	20.5	0.8
0.47	474	18.0	12.0	8.5	15	0.8	24.0	18.0	10.5	20.5	0.8	32.0	21.5	12.5	27.5	0.8
0.56	564	18.0	13.0	9.0	15	0.8	24.0	19.5	11.5	20.5	0.8	32.0	23.0	13.5	27.5	0.8
0.68	684	24.0	12.5	7.5	20.5	0.8	24.0	20.5	13.0	20.5	0.8	32.0	23.5	14.5	27.5	0.8
0.82	824	24.0	14.0	8.5	20.5	0.8	32.0	19.5	11.0	27.5	0.8	32.0	25.5	16.0	27.5	0.8
1.0	105	24.0	14.0	8.5	20.5	0.8	32.0	22.0	12.0	27.5	0.8	32.0	29.0	19.0	27.5	0.8
1.2	125	24.0	15.0	8.5	20.5	0.8	32.0	24.0	14.0	27.5	0.8	32.0	30.5	20.5	27.5	0.8
1.5	155	24.0	16.0	10.5	20.5	0.8	32.0	25.5	16.0	27.5	0.8	32.0	33.0	23.0	27.5	0.8
1.8	185	32.0	16.5	10.5	27.5	0.8	32.0	27.0	17.0	27.5	0.8					
2.2	225	32.0	17.5	10.5	27.5	0.8	32.0	29.0	18.0	27.5	0.8					
2.7	275	32.0	18.5	11.5	27.5	0.8	32.0	30.0	20.0	27.5	0.8					
3.3	335	32.0	21.0	12.0	27.5	0.8	32.0	32.0	20.5	27.5	0.8					
3.9	395	32.0	22.5	14.5	27.5	0.8										
4.7	475	32.0	24.5	15.0	27.5	0.8										

Specifications are subject to change without notice. No liability or warranty implied by this information. Environmental compliance based on producer documentation.

