


### FM Variable Capacitors




These two- and three-gang variable capacitors feature wide plate spacing (.042 Air Gap) along with a rigid construction to assure the highest stability. The plate contour results in an almost linear frequency versus rotation characteristic. Trimmers are supplied on each section. However, it is recommended that the oscillator trimmer be replaced with an NPO adjustable ceramic. Capacity range 6.6-22.7 pf per section. Trimmer capacity 2-20 pf. Shaft .250 diameter, one inch long.

Dimensions: 1461-BS  $3\frac{3}{16}'' \times 1\frac{13}{16}'' \times 1\frac{5}{8}''$   
 1461-2  $2\frac{3}{16}'' \times 1\frac{13}{16}'' \times 1\frac{5}{8}''$

Cat. No.	Item
1461-BS	3-Gang FM Tuning Capacitor
1461-2	2-Gang FM Tuning Capacitor

### Adjustable Padding Condensers




These adjustable oscillator padder condensers are of the finest quality mica-compression type with ceramic body. Capacity adjustable from both top and bottom of condenser. Single hole mounting by means of a  $\frac{1}{4}''$  threaded stud, supplied with nut. Plates may be removed for lower capacity ranges, or shunt mica condensers may be used for higher capacity.

Used as adjustable oscillator padding condenser in super-het receivers to insure proper three-point tracking. They also find application as the horizontal drive control in television receivers.

Cat. No.	Capacity Range
160-A	360-1000 mmfd.
160-B	50-400 mmfd.
160-C	200-600 mmfd.
160-D	10-160 mmfd.
160-E	25-280 mmfd.

### H.F. Trimmer Condensers



Ideal for trimming the high frequency end of multi-band circuits, these trimmers are available in single to triple section types. Ceramic insulation and mica plate spacer insures low-loss operation. The dimensions per section are  $\frac{5}{8}''$  wide by  $\frac{3}{4}''$  long. Terminals are plated for easy soldering.

Cat. No.	Range (mmfd.)	No. of Sections
MA-1	3-40	1
MA-2	3-40	2
MA-3	3-40	3

### Phono-Oscillator Coil



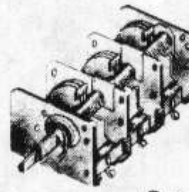
The Miller Phono-Oscillator coil is used in the construction of radio operated phonograph players. The coils are permeability tuned and are assembled in an aluminum shield. The frequency range as provided by the adjustable iron core is from 540 to 700 KC. The windings are of the sectional duo-lateral type. The oscillator grid leak and grid coupling condenser are included in the coil assembly. A typical circuit diagram is supplied with each coil.

Dimensions:  $1\frac{1}{16}''$  square x  $2\frac{1}{2}''$  high.

Cat. No.	Use	Range	Schematic
522	Phono-Oscillator	540-700 KC	S36

MILLER PRODUCTS are known the world over for their unequalled quality. The extensive line of products manufactured by us and the complete stock we carry has earned for us an enviable position in the minds of alert electronics men for satisfactory service. Whether your requirements in the line of coils or allied products are for a simple stock item or of a special nature, your order will receive the same prompt service.

### FM Three Gang Variable with Planetary Drive



A commercial quality FM variable having a delta C of 10 picofarads and intended for use in circuits having a minimum amount of stray capacitance. Capacitor is an ideal unit for use as a bandspread variable in short wave receivers. This capacitor features a planetary drive that has a 6:1 turning ratio. Capacitance range 7.0 to 17 pF per section. Trimmers on all three sections 2-15 pF.

Cat. No.	Dimensions
777-VC	3-3/16 x 1-13/16 x 1-5/8

### Sub-Minature Three Gang Variable Capacitor




An extremely small but stable air dielectric variable capacitor. Each section is composed of 4 stator and 5 rotor plates. Trimmer capacitors are mounted on the antenna and R.F. sections only. Capacitor range: 5.7 - 20.7 pF, Trimmer range: 2.0 - 20 pF. Shaft: .250" diameter and 15/16" long.

Dimensions: 1-1/16" wide x 1-3/16" high x 2" deep.

Cat. No.	Item
1460-1	3-Gang Variable Capacitor

### Bakelite Terminal Plates



These terminal plates, provided with securely riveted solder type terminal lugs, are particularly adaptable to the assembly of groups

of resistors and by-pass condensers. They will facilitate wiring of the chassis and provide rigid mounting of parts which cannot be properly assembled by point-to-point wiring. Lugs are on  $\frac{1}{16}''$  thick bakelite sheet stock and the terminal spacing is  $\frac{7}{16}''$ .

Cat. No.	Dimensions	Lugs per Side
420	1" x 3"	6
430	1 $\frac{3}{4}$ " x 2 $\frac{1}{2}$ "	5
440	1" x 5 $\frac{3}{4}$ "	14
450	1 $\frac{3}{4}$ " x 3 $\frac{3}{4}$ "	8
460	1 $\frac{3}{4}$ " x 5 $\frac{1}{4}$ "	11
470	1 $\frac{3}{4}$ " x 8 $\frac{3}{8}$ "	19

Special types available on order. Please supply sketch and indicate quantity desired.

### R.F. Transformer for HV Power Supply



These R.F. power supply transformers for use with television receivers and cathode ray oscilloscopes make it possible to construct an inexpensive source of high voltage DC. Two types are available, the #4525 for voltage to 5000 DC and the #4526 for voltages to 10,000 DC (or 30,000 DC in a voltage rectifier tripler circuit). Type 1B5-GT tubes are used as rectifiers and the R.F. oscillator circuit uses one or more type 6V6 or 6Y6 tubes connected in parallel. The high frequency AC source permits use of simple and inexpensive resistive capacitive filters with low ripple content in the output.

Cat. No.	Item	Schematic
4525	H.V. R.F. Trans. (to 5 KV)	10
Dimensions: 1 $\frac{1}{4}$ " diameter x 3 $\frac{3}{4}$ " high.		(Not Illustrated)
4526	H.V. R.F. Trans. (to 30 KV)	10
Dimensions: 2 $\frac{1}{4}$ " diameter x 6" high.		(Illustrated)

CAN'T FIND YOUR REQUIREMENTS IN THE CATALOG?

PLEASE CONTACT US. TELL US WHAT YOU NEED. CHANCES ARE WE CAN SUPPLY IT.