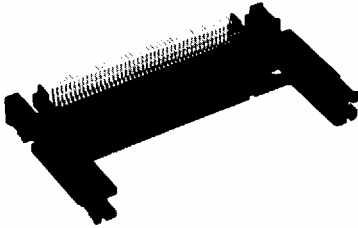


Pin Header, Standard Profile, Bottom Board Surface-Mount (Continued)

88 Positions
Part Numbers:
146083-1,
146083-2 LV (Low Voltage)



Pin Length (L)	Pin Locations
5.00 .197	1, 17, 34, 35, 51, 68
4.25 .167	All Others Not Listed
3.50 .138	36, 67

Material and Finish:

Housing — Liquid crystal polymer, black

Contacts — Copper alloy, duplex plated 0.00076 [.00030] minimum gold on mating area, 0.00381 [.00150] minimum tin-lead on solder tail, with entire contact underplated 0.00127 [.00050] minimum nickel

Related Product Data:

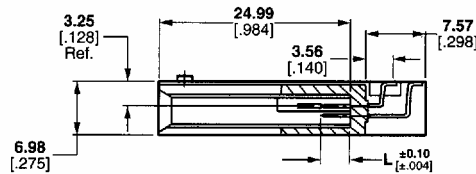
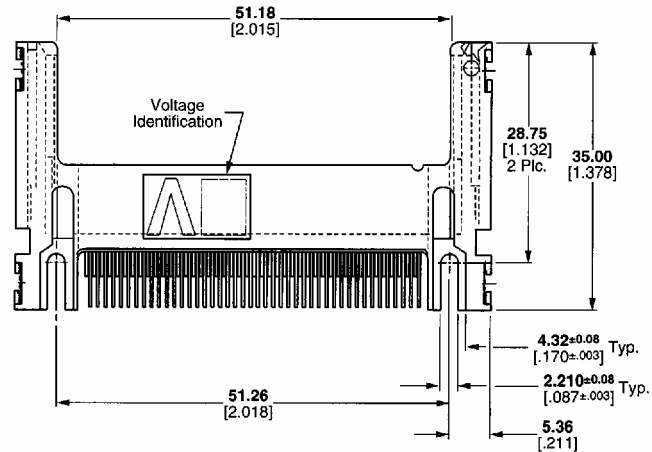
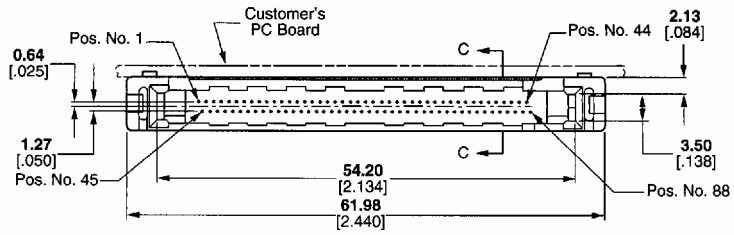
Mating Receptacle Assemblies — page 14

Guide Rails — page 27

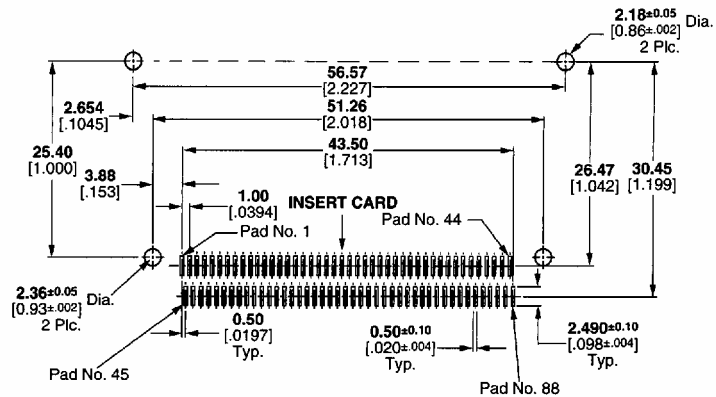
Ejectors — pages 28 & 29

Performance Data — page 92

Technical Documents — page 92





Section C - C




Recommended PC Board Layout
(View from Component Side of PC Board)

Introduction

Product Facts

- Compatible with PC card standards issued by PCMCIA and JEIDA
- Enhanced (shielded) pin headers and receptacle assemblies meet PC card standard (CardBus)
- Pin headers and ejectors accept Types I, II and III PC cards
- 68-position pin headers available in standard and raised profiles, with thru-hole and surface-mount leads for top or bottom attachment to host PC board. 88-position also available in standard profile
- Stacked 136-position standard and raised profile pin headers available with thru-hole leads. Stacked assemblies can accommodate a Type III PC card with a Type I or Type II PC card. Detachable stacked pin header assemblies also available
- Guide rails available for standard and raised profile pin headers
- 68-position receptacle assemblies with surface-mount or straddle-mount lead configurations. 88-position available as straddle-mount only
- Standard PC card polarized keying (5 volt and low volt)
- Recognized under the Component Program of Underwriters Laboratories Inc., File No. 28476 
- Certified by Canadian Standards Association, File No. LR7189 



AMP offers a versatile family of connectors that accept Type I, II and III PC cards. These connectors are compatible with PCMCIA (Personal Computer Memory Card International Association), Release 2.01 and JEIDA (Japan Electronics Industry Development Association), Release 4.1 standards.

Receptacle Assemblies

68-position receptacle assemblies attach to a PC card and feature high-temperature, reflow process compatibility for surface or straddle mounting. The receptacle contacts are designed with dual contact beams for reliable electrical performance. These receptacles find wide application in memory cards (SRAM, DRAM, Flash), PC Cards, Modem and Lan I/O kits and Imaging Systems. This assembly is also available in an 88-position, straddle mount, centered configuration.

Pin Headers

68-position right-angle pin headers, available in stan-

dard, raised and stacked profiles, provide attachment to the host equipment and feature three levels of sequencing. Both standard and raised profile pin headers offer through-hole and surface-mount lead configurations for top or bottom mounting. Stacked standard and stacked raised profile pin headers permit 136 circuit connections with through-hole lead configurations for top mounting. An organizer on the 68- and 136-position headers and 4-sided post lead-in aid in the placement of the headers on the PC board. The true position of the leads is held to 0.30 [.012]. This allows a small hole size, 0.84 [.033], to be used in the PC pattern, which gives the designer flexibility in routing signal paths. This pin header is also available in a vertical, top-board surface mount, as well as an 88-position right-angle standard profile, bottom board surface-mount. Guide rails and card guides facilitate

the insertion and removal of the PC cards. Pin headers find wide use in such equipment as: computer, office, photographic, communications, industrial, test and medical, and pay TV/satellite.

Ejectors

Ejectors facilitate the insertion and extraction of PC cards. They provide ESD/EMI protection and are available with eject buttons on either side. Ejectors are furnished to accommodate standard, raised and stacked profile pin headers and may be purchased separately, or assembled to the pin headers. They are designed to be easily added to the pin headers after PC board processing.

CardBus

Enhanced (shielded) pin headers and receptacle assemblies are available for 32-bit PC card applications.

Performance Data

Voltage Rating: 100VAC**Current Rating (per position):** 0.5A max.**Low-Level Overall Resistance (per position, max.):** 40m Ω (initial), $\Delta R \leq 20m\Omega$ (final)**Withstanding Voltage:** 500VAC min. (for 1 minute)**Insulation Resistance (min.):** 1,000M Ω (initial), 100M Ω (final)**Connector Mating/Unmating Force (per 68-position connector):** Mating Force=4.0kg max.,
Unmating Force=0.68kg min.**Matings and Unmatings:** Tested to 10,000**Post Retention Force (min.):** 1.0kg (for 0.44mm [.017 inch] dia. pin)**Receptacle Retention Force (per position):** 0.5kg min.**Operating Temperature:** -10°C to +70°C

Technical Documents

Various technical documents are available for your use.

Product Specifications describe technical performance characteristics and verification tests. They are intended for the Design, Component and Quality Engineer.

108-1459 Series II PC Card Connectors, Shielded

108-1460 Series I Connector, CHAMP, I/O PC Card, PC Board Header to Cable

Application Specifications describe requirements for using the product in its intended application and/or crimping information. They are intended for the Packaging and Design Engineer and the Setup person.

114-6055 Series II 0.8mm Cable Connector and PC Board Header

114-6056 Series I Cable Connector, CHAMP, I/O PC Card and PC Board Header

114-6058 Series III Connectors