



SANYO Semiconductors

## DATA SHEET

15GN01FA

NPN Epitaxial Planar Silicon Transistor  
**VHF to UHF Band High-Frequency Switching,  
 High-Frequency General-Purpose Amplifier Applications**

## Features

- Small ON-resistance [ $R_{on}=2\Omega$  ( $I_B=3mA$ )].
- Small output capacitance [ $C_{ob}=1.05pF$  ( $V_{CB}=10V$ )].
- Ultrasmall package permitting applied sets to be small and slim.
- Halogen free compliance.

## Specifications

Absolute Maximum Ratings at  $T_a=25^\circ C$ 

Parameter	Symbol	Conditions	Ratings	Unit
Collector-to-Base Voltage	$V_{CBO}$		15	V
Collector-to-Emitter Voltage	$V_{CEO}$		8	V
Emitter-to-Base Voltage	$V_{EBO}$		3	V
Collector Current	$I_C$		50	mA
Collector Dissipation	$P_C$		100	mW
Junction Temperature	$T_j$		150	$^\circ C$
Storage Temperature	$T_{stg}$		-55 to +150	$^\circ C$

Electrical Characteristics at  $T_a=25^\circ C$ 

Parameter	Symbol	Conditions	Ratings			Unit
			min	typ	max	
Collector Cutoff Current	$I_{CBO}$	$V_{CB}=10V, I_E=0A$			0.5	$\mu A$
Emitter Cutoff Current	$I_{EBO}$	$V_{EB}=2V, I_C=0A$			0.5	$\mu A$
DC Current Gain	$h_{FE}$	$V_{CE}=5V, I_C=10mA$	200		400	
Gain-Bandwidth Product	$f_T$	$V_{CE}=5V, I_C=10mA$	1.0	1.5		GHz
Output Capacitance	$C_{ob}$	$V_{CB}=10V, f=1MHz$		1.05		pF
Collector-to-Emitter Saturation Voltage	$V_{CE(sat)}$	$I_C=20mA, I_B=2mA$		0.06	0.12	V
Output ON resistance	$R_{on}$	$I_B=3mA, f=10kHz$		2.0		$\Omega$

Marking : ZA

- Any and all SANYO Semiconductor Co.,Ltd. products described or contained herein are, with regard to "standard application", intended for the use as general electronics equipment (home appliances, AV equipment, communication device, office equipment, industrial equipment etc.). The products mentioned herein shall not be intended for use for any "special application" (medical equipment whose purpose is to sustain life, aerospace instrument, nuclear control device, burning appliances, transportation machine, traffic signal system, safety equipment etc.) that shall require extremely high level of reliability and can directly threaten human lives in case of failure or malfunction of the product or may cause harm to human bodies, nor shall they grant any guarantee thereof. If you should intend to use our products for applications outside the standard applications of our customer who is considering such use and/or outside the scope of our intended standard applications, please consult with us prior to the intended use. If there is no consultation or inquiry before the intended use, our customer shall be solely responsible for the use.
- Specifications of any and all SANYO Semiconductor Co.,Ltd. products described or contained herein stipulate the performance, characteristics, and functions of the described products in the independent state, and are not guarantees of the performance, characteristics, and functions of the described products as mounted in the customer's products or equipment. To verify symptoms and states that cannot be evaluated in an independent device, the customer should always evaluate and test devices mounted in the customer's products or equipment.

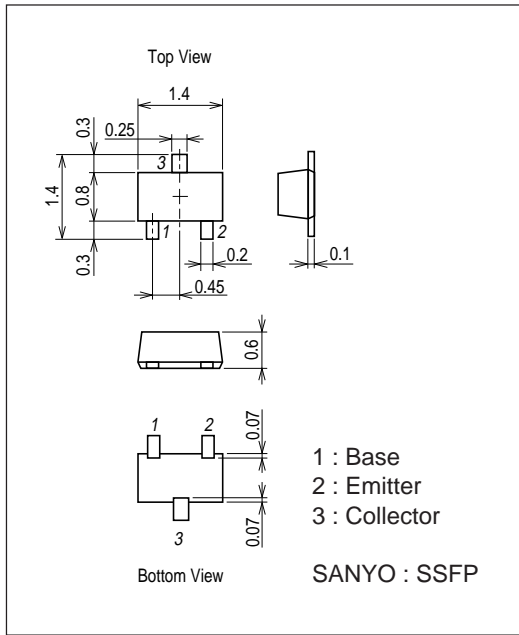
SANYO Semiconductor Co., Ltd.

www.semiconductor-sanyo.com/network

# 15GN01FA

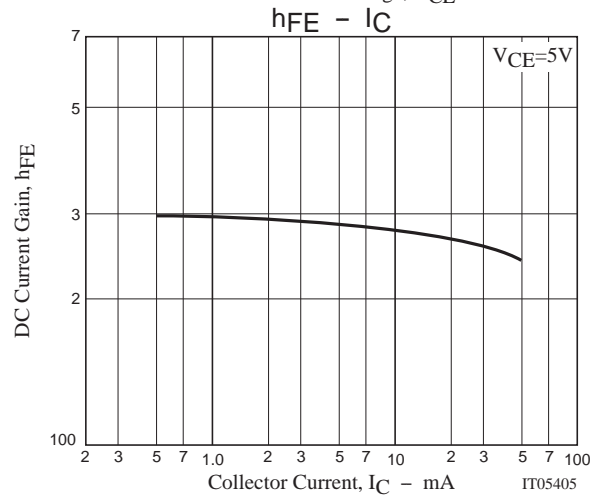
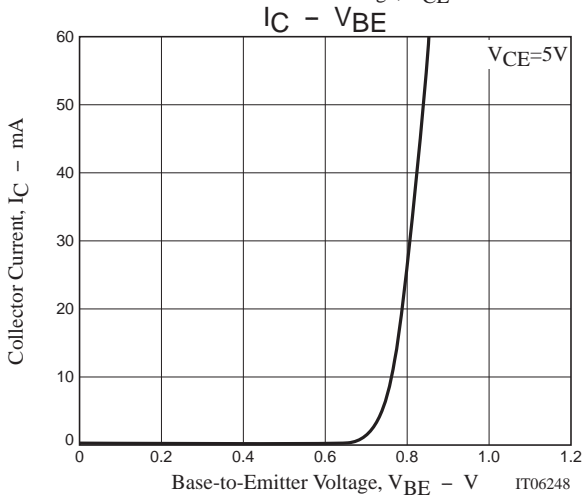
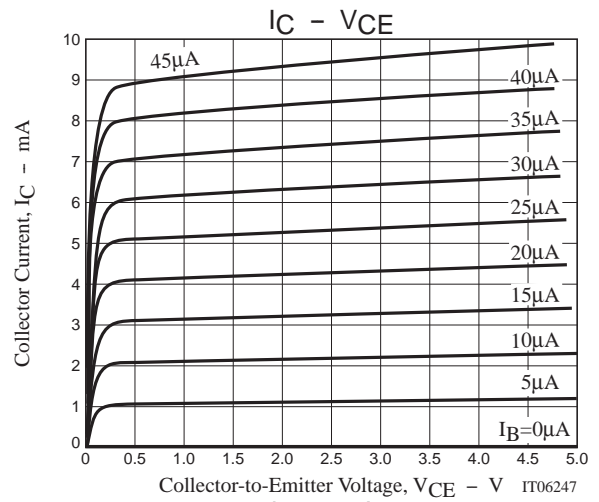
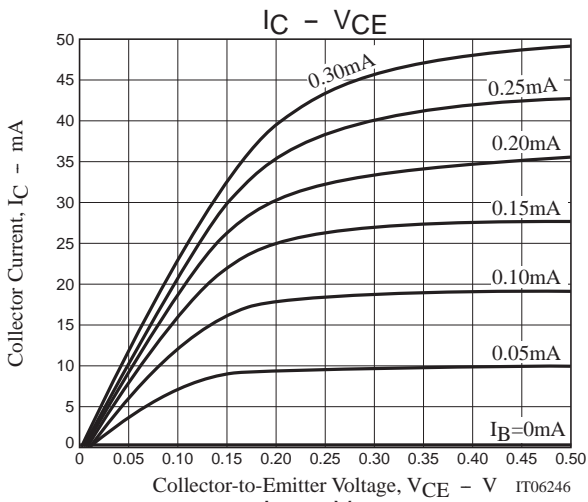
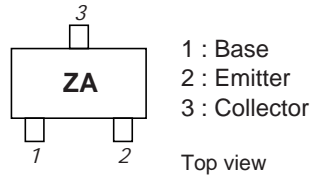
## Package Dimensions

unit : mm (typ)  
7029-002

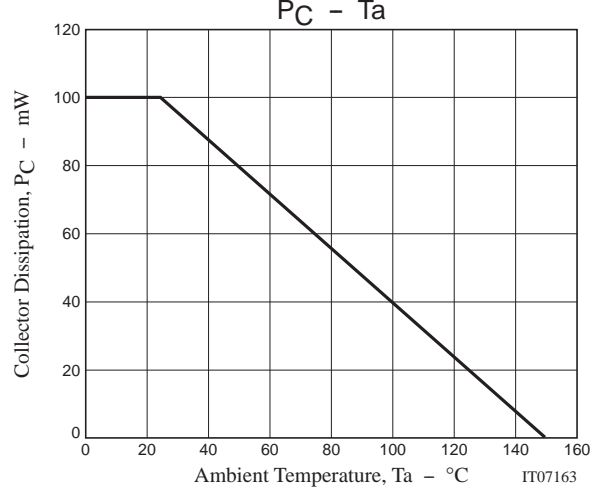
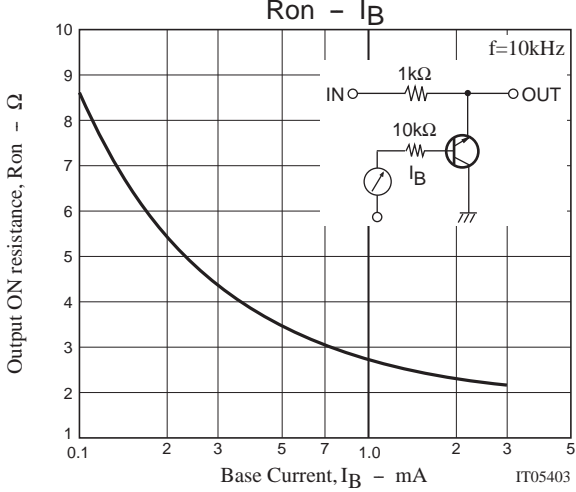
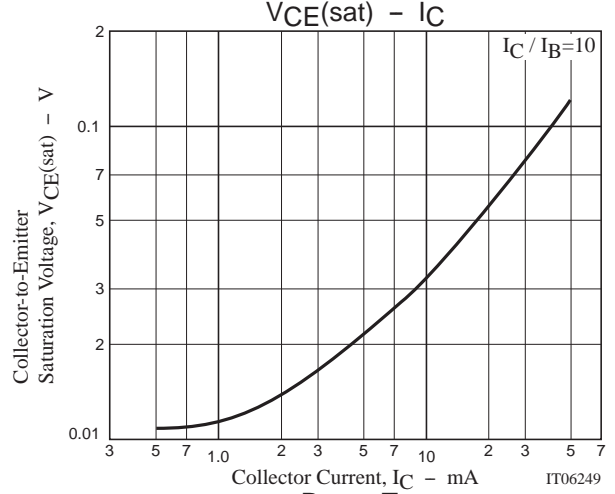
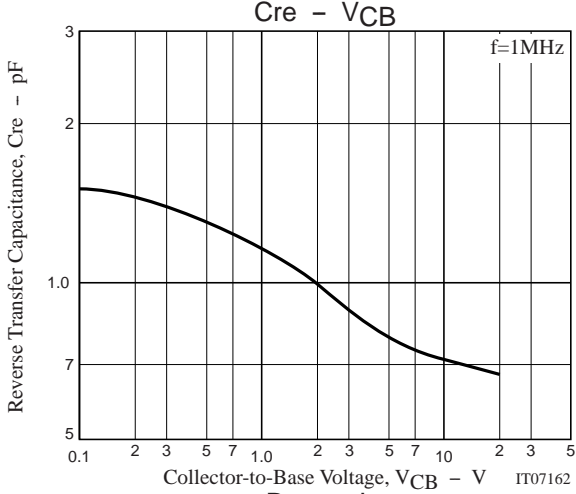
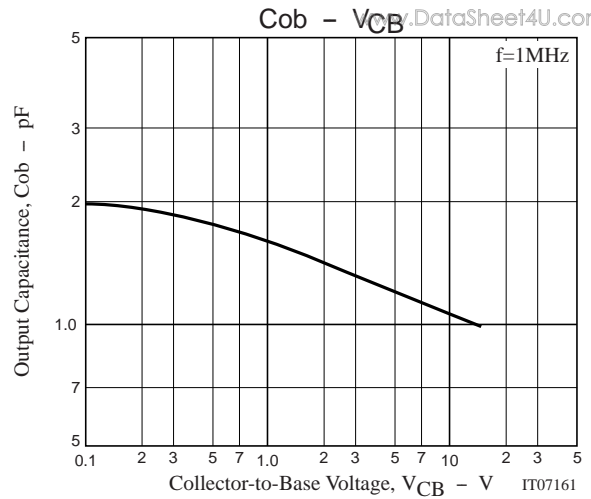
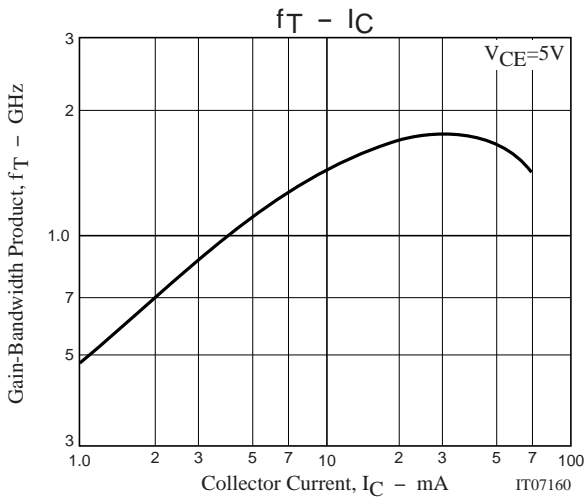


## Marking

www.DataSheet4U.com



# 15GN01FA



# 15GN01FA

## S Parameters (Common emitter)

www.DataSheet4U.com

V<sub>CE</sub>=5V, I<sub>C</sub>=5mA, Z<sub>O</sub>=50Ω

Freq(MHz)	S <sub>11</sub>	∠S <sub>11</sub>	S <sub>21</sub>	∠S <sub>21</sub>	S <sub>12</sub>	∠S <sub>12</sub>	S <sub>22</sub>	∠S <sub>22</sub>
100	0.636	-29.26	4.627	121.79	0.031	70.82	0.771	-10.77
200	0.541	-41.53	2.957	111.08	0.055	69.54	0.736	-14.72
300	0.491	-52.12	2.246	103.82	0.077	64.75	0.716	-18.43
400	0.455	-62.14	1.850	97.45	0.095	62.63	0.702	-21.95
500	0.432	-70.66	1.589	91.57	0.111	60.39	0.696	-25.37
600	0.417	-78.45	1.409	86.16	0.124	58.19	0.691	-28.97
700	0.406	-85.71	1.265	80.93	0.137	56.87	0.686	-32.34
800	0.399	-92.36	1.160	76.30	0.147	54.99	0.684	-35.73
900	0.393	-98.33	1.077	71.81	0.157	53.99	0.689	-39.06
1000	0.391	-103.55	1.005	67.91	0.166	52.98	0.692	-42.43

V<sub>CE</sub>=5V, I<sub>C</sub>=10mA, Z<sub>O</sub>=50Ω

Freq(MHz)	S <sub>11</sub>	∠S <sub>11</sub>	S <sub>21</sub>	∠S <sub>21</sub>	S <sub>12</sub>	∠S <sub>12</sub>	S <sub>22</sub>	∠S <sub>22</sub>
100	0.557	-36.05	6.684	118.39	0.028	67.60	0.693	-12.72
200	0.466	-52.06	4.150	108.35	0.049	68.62	0.652	-16.48
300	0.419	-65.70	3.097	100.84	0.069	65.50	0.628	-20.06
400	0.389	-77.52	2.503	94.29	0.085	62.41	0.614	-23.06
500	0.374	-86.85	2.119	88.50	0.098	62.21	0.607	-26.37
600	0.365	-95.89	1.839	83.29	0.111	60.82	0.606	-29.67
700	0.361	-103.38	1.629	78.45	0.121	59.33	0.601	-32.85
800	0.360	-109.45	1.476	74.05	0.133	59.09	0.602	-36.16
900	0.361	-115.58	1.347	69.84	0.141	58.43	0.608	-39.48
1000	0.361	-120.47	1.247	66.01	0.149	57.85	0.613	-42.67

V<sub>CE</sub>=5V, I<sub>C</sub>=20mA, Z<sub>O</sub>=50Ω

Freq(MHz)	S <sub>11</sub>	∠S <sub>11</sub>	S <sub>21</sub>	∠S <sub>21</sub>	S <sub>12</sub>	∠S <sub>12</sub>	S <sub>22</sub>	∠S <sub>22</sub>
100	0.477	-46.69	8.907	115.02	0.025	69.63	0.611	-14.74
200	0.395	-68.44	5.408	104.10	0.044	67.32	0.563	-17.93
300	0.358	-85.04	3.912	96.17	0.061	65.26	0.541	-20.73
400	0.347	-98.10	3.092	89.56	0.074	65.71	0.530	-23.48
500	0.340	-107.94	2.558	84.09	0.086	64.56	0.527	-26.42
600	0.343	-116.56	2.193	79.07	0.097	63.39	0.527	-29.48
700	0.344	-123.49	1.921	74.63	0.108	64.28	0.527	-32.79
800	0.349	-129.14	1.713	70.54	0.118	63.46	0.530	-36.03
900	0.354	-134.26	1.554	66.46	0.127	64.01	0.540	-39.19
1000	0.358	-138.57	1.426	62.92	0.137	63.76	0.545	-42.53

V<sub>CE</sub>=5V, I<sub>C</sub>=30mA, Z<sub>O</sub>=50Ω

Freq(MHz)	S <sub>11</sub>	∠S <sub>11</sub>	S <sub>21</sub>	∠S <sub>21</sub>	S <sub>12</sub>	∠S <sub>12</sub>	S <sub>22</sub>	∠S <sub>22</sub>
100	0.437	-55.08	10.078	112.37	0.024	68.57	0.564	-15.83
200	0.363	-80.54	5.949	100.89	0.041	66.74	0.517	-18.38
300	0.339	-97.82	4.225	92.93	0.056	67.23	0.496	-20.76
400	0.335	-111.28	3.296	86.55	0.068	66.11	0.490	-23.07
500	0.338	-120.52	2.697	81.14	0.081	66.23	0.489	-26.02
600	0.342	-128.45	2.290	76.51	0.092	66.35	0.492	-29.18
700	0.348	-135.06	1.992	71.82	0.103	66.73	0.494	-32.32
800	0.356	-139.70	1.771	67.97	0.113	66.42	0.499	-35.67
900	0.362	-144.18	1.596	64.13	0.122	66.65	0.509	-39.09
1000	0.368	-147.83	1.463	60.83	0.133	67.62	0.517	-42.44

- SANYO Semiconductor Co.,Ltd. assumes no responsibility for equipment failures that result from using products at values that exceed, even momentarily, rated values (such as maximum ratings, operating condition ranges, or other parameters) listed in products specifications of any and all SANYO Semiconductor Co.,Ltd. products described or contained herein.
- SANYO Semiconductor Co.,Ltd. strives to supply high-quality high-reliability products, however, any and all semiconductor products fail or malfunction with some probability. It is possible that these probabilistic failures or malfunction could give rise to accidents or events that could endanger human lives, trouble that could give rise to smoke or fire, or accidents that could cause damage to other property. When designing equipment, adopt safety measures so that these kinds of accidents or events cannot occur. Such measures include but are not limited to protective circuits and error prevention circuits for safe design, redundant design, and structural design.
- In the event that any or all SANYO Semiconductor Co.,Ltd. products described or contained herein are controlled under any of applicable local export control laws and regulations, such products may require the export license from the authorities concerned in accordance with the above law.
- No part of this publication may be reproduced or transmitted in any form or by any means, electronic or mechanical, including photocopying and recording, or any information storage or retrieval system, or otherwise, without the prior written consent of SANYO Semiconductor Co.,Ltd.
- Any and all information described or contained herein are subject to change without notice due to product/technology improvement, etc. When designing equipment, refer to the "Delivery Specification" for the SANYO Semiconductor Co.,Ltd. product that you intend to use.
- Information (including circuit diagrams and circuit parameters) herein is for example only; it is not guaranteed for volume production.
- Upon using the technical information or products described herein, neither warranty nor license shall be granted with regard to intellectual property rights or any other rights of SANYO Semiconductor Co.,Ltd. or any third party. SANYO Semiconductor Co.,Ltd. shall not be liable for any claim or suits with regard to a third party's intellectual property rights which has resulted from the use of the technical information and products mentioned above.

This catalog provides information as of October, 2009. Specifications and information herein are subject to change without notice.