

15SQ SERIES SCHOTTKY BARRIER RECTIFIER

Applications:

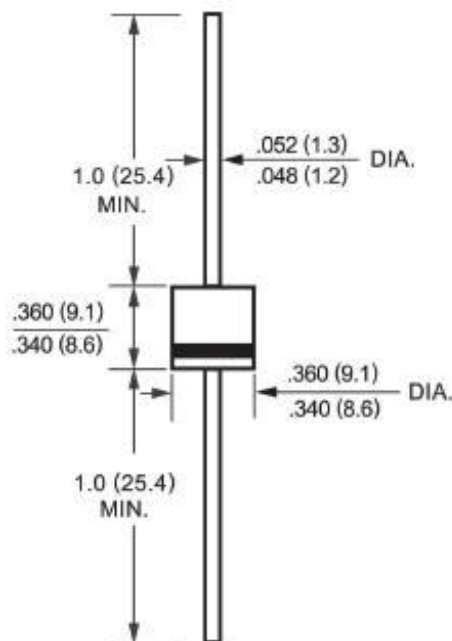
- DC-DC converters
- AC adapter
- High frequency rectification circuit
- Bypass diodes
- Photovoltaic Solar cell Protection Schottky Rectifier

Features:

- Super-high speed & low noise switching
- Low voltage drop
- This is a Pb – Free Device
- All SMC parts are traceable to the wafer lot
- Additional testing can be offered upon request

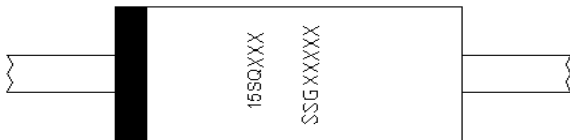


Mechanical Dimensions: In Inches/ mm



R-6

Marking Diagram:



Where XXX is 030/045/050/060/100
Where XXXXX is YYWWL

- 15 = Forward Current (15A)
- S = Package Type
- Q = Device Type
- XXX = Reverse Voltage (30/45/50/60/100V)
- SSG = SSG
- YY = Year
- WW = Week
- L = Lot Number

Cautions: Molding resin
Epoxy resin UL:94V-0

Ordering Information:

Device	Package	Shipping
15SQ030 15SQ045 15SQ050 15SQ060 15SQ100	R-6 (Pb-Free)	500pcs / reel

For information on tape and reel specifications, including part orientation and tape sizes, please refer to our Tape and Reel Packaging Specification.

Maximum Rating:

Characteristics	Symbol	Conditions	Value	Unit	
Peak Repetitive Reverse Voltage Working Peak Reverse Voltage DC Blocking Voltage	V_{RRM} V_{RWM} V_R	-	15SQ030	30	V
			15SQ045	45	
			15SQ050	50	
			15SQ060	60	
			15SQ100	100	
Average Rectified Forward Current	$I_{F(AV)}$	R- load, Ta=50°C	15	A	
Surge(Non-repetitive) Forward Current	I_{FSM}	8.3ms single half sine-wave	15SQ030	300	A
			15SQ045		
			15SQ050		
			15SQ060		
			15SQ100	340	



15SQ SERIES

Technical Data
Data Sheet N0129, Rev. B

Green Products

Electrical Characteristics (Ta=25°C Unless otherwise specified)

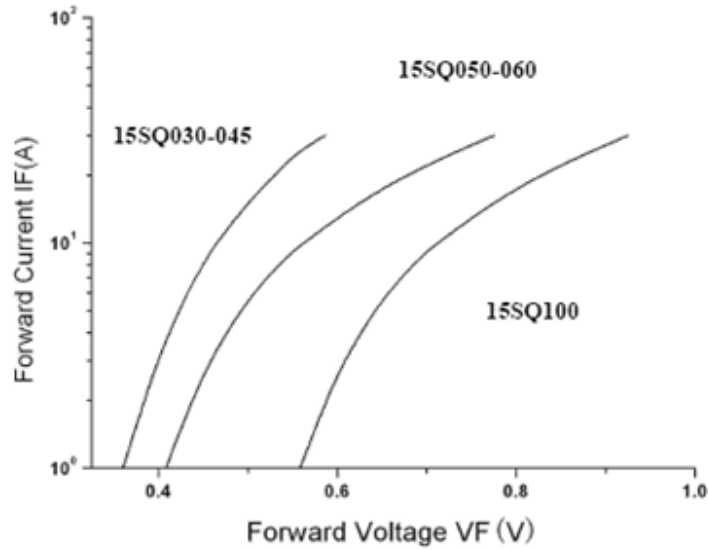
Characteristics	Symbol	Conditions		Typ.	Max.	Unit
Peak Forward Voltage*	V _{FM}	I _{FM} =15.0A, Ta=25°C	15SQ030	0.48	0.55	V
			15SQ045	0.48	0.55	
			15SQ050	0.58	0.68	
			15SQ060	0.58	0.68	
			15SQ100	0.78	0.83	
Peak Reverse Current*	I _{RRM1}	V _{RM} =V _{RRM}	Ta=25°C	-	-	0.5
	I _{RRM2}		Ta=100°C	-	-	25
Thermal Resistance	R _{θJ-c}	Between junction and case	-	3.0	-	°C/W
	R _{θJ-L}	Between junction and lead	-	2.0	-	

* Pulse Width < 300μs, Duty Cycle <2%

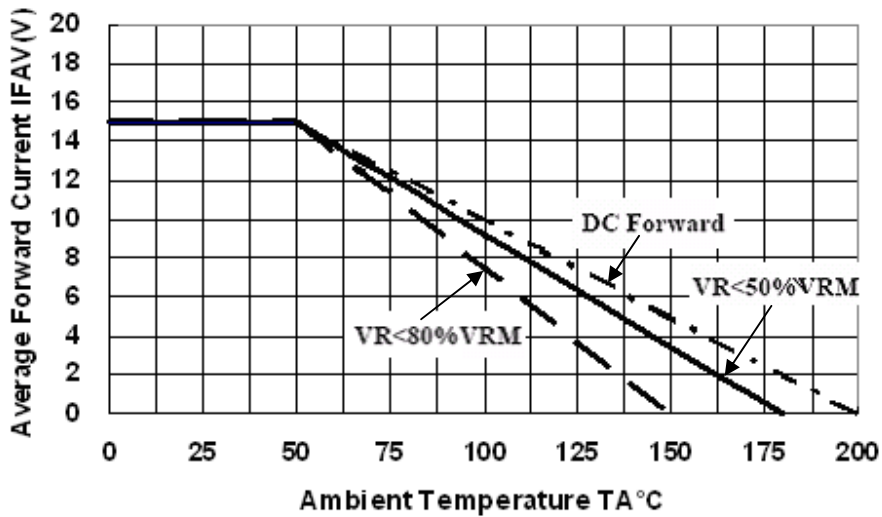
Thermal-Mechanical Specifications:

Characteristics	Symbol	Condition	Specification	Units
Max. Junction Temperature at reduced reverse voltage at reduced reverse voltage in DC forward mode	T _J	V _R ≤ 80%V _{RRM}	-55 to +150	°C
		V _R ≤ 50%V _{RRM}	-55 to +180	
			-55 to +200	
Max. Storage Temperature	T _{stg}	-	-55 to +150	°C
Approximate Weight	wt	-	2.24	g
Case Style	R-6			

- China - Germany - Korea - Singapore - United States •
- <http://www.smc-diodes.com> - sales@smc-diodes.com •



Typical Forward Characteristics



Current Derating



DISCLAIMER:

- 1- The information given herein, including the specifications and dimensions, is subject to change without prior notice to improve product characteristics. Before ordering, purchasers are advised to contact the SMC - Sangdest Microelectronics (Nanjing) Co., Ltd sales department for the latest version of the datasheet(s).
- 2- In cases where extremely high reliability is required (such as use in nuclear power control, aerospace and aviation, traffic equipment, medical equipment, and safety equipment), safety should be ensured by using semiconductor devices that feature assured safety or by means of users' fail-safe precautions or other arrangement.
- 3- In no event shall SMC - Sangdest Microelectronics (Nanjing) Co., Ltd be liable for any damages that may result from an accident or any other cause during operation of the user's units according to the datasheet(s). SMC - Sangdest Microelectronics (Nanjing) Co., Ltd assumes no responsibility for any intellectual property claims or any other problems that may result from applications of information, products or circuits described in the datasheets.
- 4- In no event shall SMC - Sangdest Microelectronics (Nanjing) Co., Ltd be liable for any failure in a semiconductor device or any secondary damage resulting from use at a value exceeding the absolute maximum rating.
- 5- No license is granted by the datasheet(s) under any patents or other rights of any third party or SMC - Sangdest Microelectronics (Nanjing) Co., Ltd.
- 6- The datasheet(s) may not be reproduced or duplicated, in any form, in whole or part, without the expressed written permission of SMC - Sangdest Microelectronics (Nanjing) Co., Ltd.
- 7- The products (technologies) described in the datasheet(s) are not to be provided to any party whose purpose in their application will hinder maintenance of international peace and safety nor are they to be applied to that purpose by their direct purchasers or any third party. When exporting these products (technologies), the necessary procedures are to be taken in accordance with related laws and regulations..