


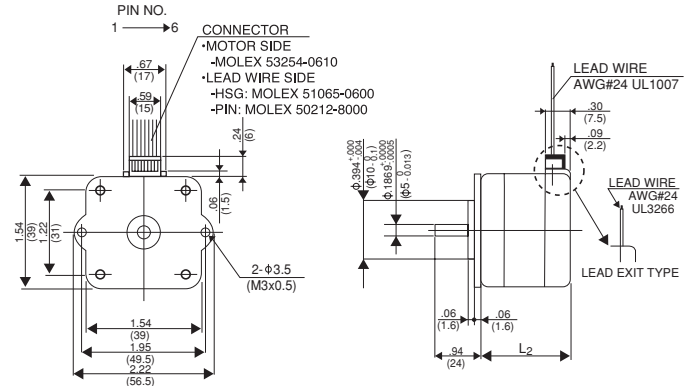
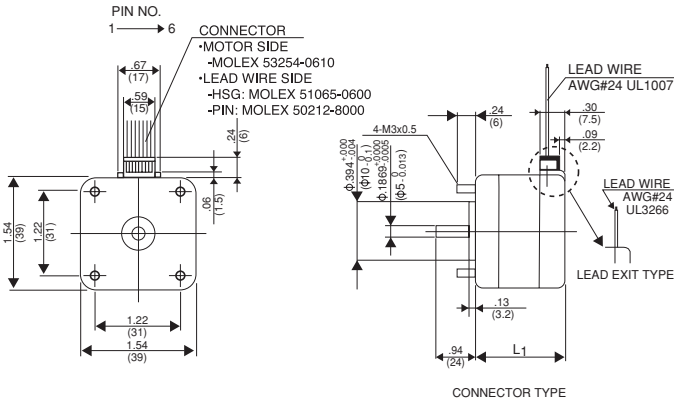
16PM/16PU

1.8°/3.75°



Standard Mount Type
16PM-M2XX, M0XX, 16PU-M2XX, M0XX

Special Mount Type



UNIT: $\frac{\text{inch}}{\text{(mm)}}$

MOTOR LENGTH (mm)

	L ₁	L ₂
16P*-M2**	26 MAX	27.6 MAX
16P*-M0**	30 MAX	31.6 MAX

PIN NO. VS PHASE

A	A COM	\bar{A}	B	B COM	\bar{B}
RED	BLK	YEL	BLU	WHT	ORG
3	2	1	4	5	6

Model Specifications

Model Number	Magnet	Step Angle	Drive Sequence	Rated Current/Wdg	Winding Resistance	Holding Torque	Inductance	Rotor Inertia	Detent Torque	Weight
		Degrees		Amps	Ohms	Nm (kg-cm)	mH	kg-cm ²	Nm (g-cm)	g
16PM-M205-**ST	Ferrite	1.8°	UNIPOLAR	0.6	5.5	0.064 (0.65)	4.3	0.011	0.004 (40)	140
16PM-M205-**ST	Neodymium	1.8°	UNIPOLAR	0.6	5.5	0.074 (0.75)	3.3	0.011	0.005 (50)	140
16PM-M204-**ST	Ferrite	1.8°	BIPOLAR	0.6	5.5	0.083 (0.85)	8.5	0.011	0.004 (40)	140
16PM-M204-**ST	Neodymium	1.8°	BIPOLAR	0.6	5.5	0.108 (1.1)	6.6	0.011	0.005 (50)	140
16PM-M031-**ST	Ferrite	1.8°	UNIPOLAR	0.6	6.7	0.078 (0.8)	6.4	0.017	0.005 (50)	170
16PM-M031-**ST	Neodymium	1.8°	UNIPOLAR	0.6	6.7	0.118 (1.2)	5.4	0.017	0.006 (60)	170
16PM-M032-**ST	Ferrite	1.8°	BIPOLAR	0.6	6.7	0.108 (1.1)	12.3	0.017	0.005 (50)	170
16PM-M032-**ST	Neodymium	1.8°	BIPOLAR	0.6	6.7	0.152 (1.55)	10.5	0.017	0.006 (60)	170
16PU-M203-**ST	Ferrite	3.75°	UNIPOLAR	0.6	5.5	0.049 (0.5)	3.7	0.015	0.007 (70)	140
16PU-M203-**ST	Neodymium	3.75°	UNIPOLAR	0.6	5.5	0.059 (0.6)	3.1	0.015	0.01 (100)	140
16PU-M202-**ST	Ferrite	3.75°	BIPOLAR	0.6	5.5	0.064 (0.65)	7.4	0.015	0.007 (70)	140
16PU-M202-**ST	Neodymium	3.75°	BIPOLAR	0.6	5.5	0.074 (0.75)	6.3	0.015	0.01 (100)	140
16PU-M007-**ST	Ferrite	3.75°	UNIPOLAR	0.6	6.7	0.064 (0.65)	5.9	0.017	0.008 (80)	170
16PU-M007-**ST	Neodymium	3.75°	UNIPOLAR	0.6	6.7	0.088 (0.9)	4.5	0.017	0.014 (140)	170
16PU-M008-**ST	Ferrite	3.75°	BIPOLAR	0.6	6.7	0.083 (0.85)	11.5	0.017	0.008 (80)	170
16PU-M008-**ST	Neodymium	3.75°	BIPOLAR	0.6	6.7	0.118 (1.2)	9.1	0.017	0.014 (140)	170