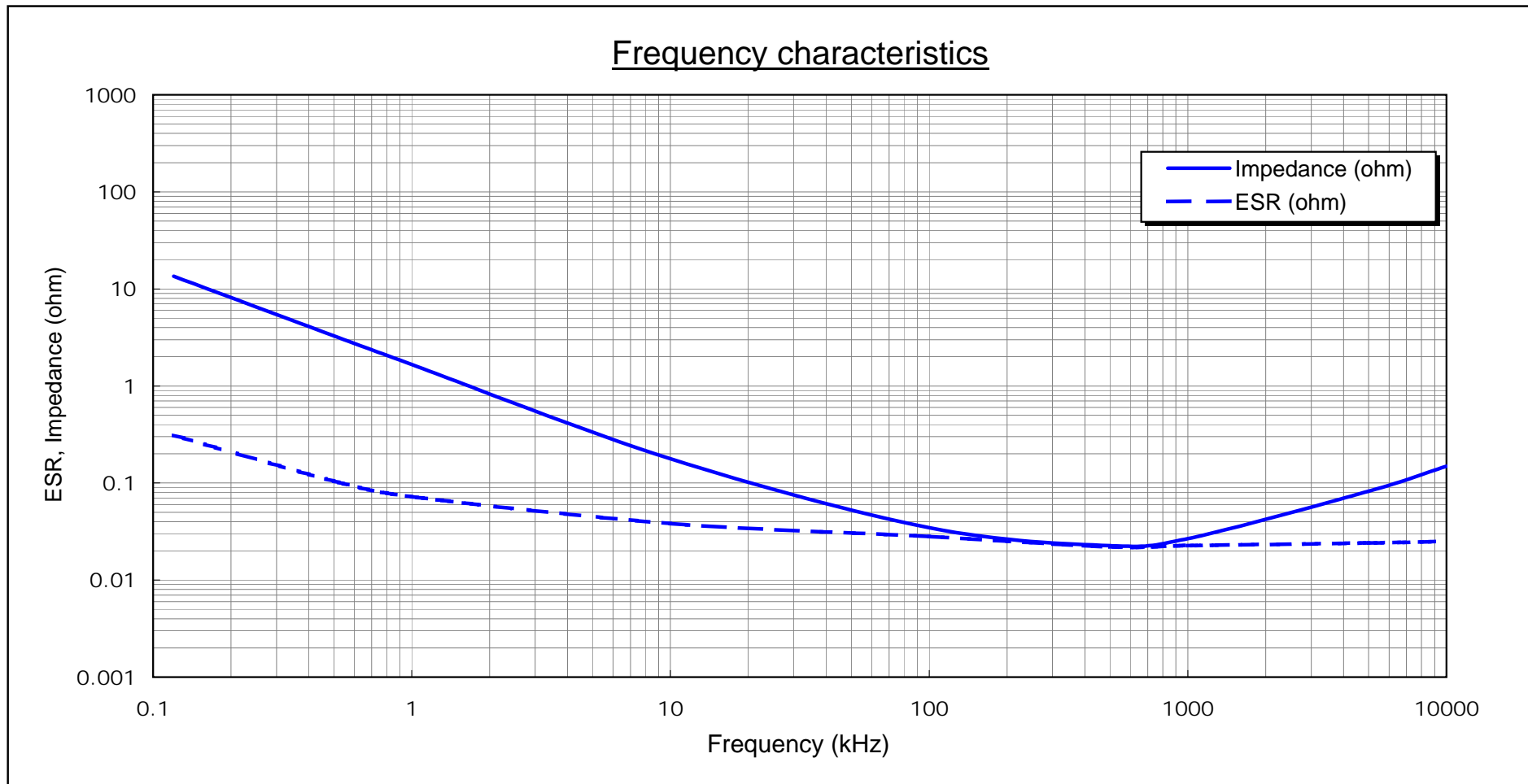


OS-CON DATA SHEET

OS-CON 16SVP100M

No.OS02N-DFSVP037

Frequency (kHz)	0.12	0.5	1	10	100	500	1000	5000	10000
Impedance (ohm)	13.49	3.29	1.66	0.178	0.035	0.023	0.027	0.082	0.148
ESR (ohm)	0.31	0.10	0.07	0.038	0.028	0.022	0.023	0.024	0.025



Measuring equipment: HP4194A
Test fixture: HP16047C
Measuring position: root of leads

OS Engineering Department, OS-CON Control Department
Saga SANYO Industries Co., Ltd.

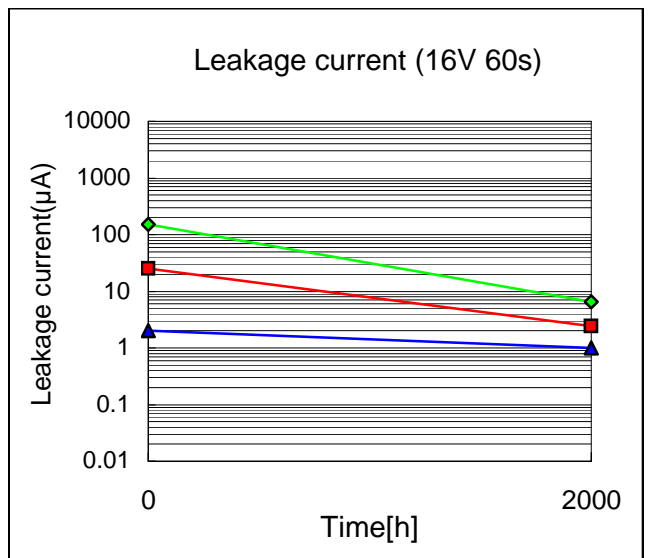
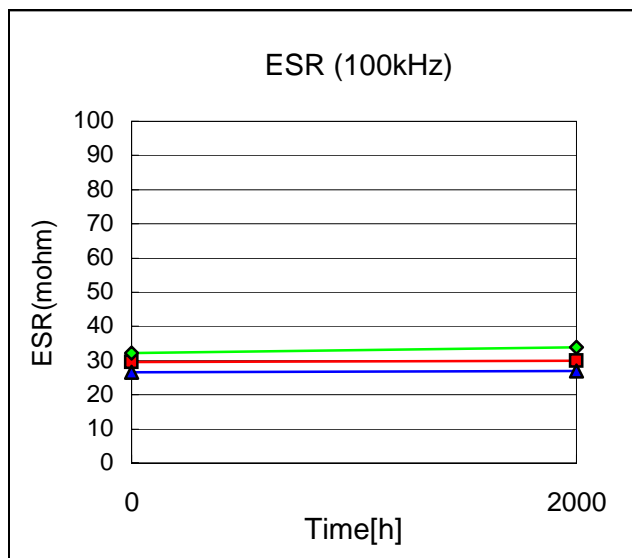
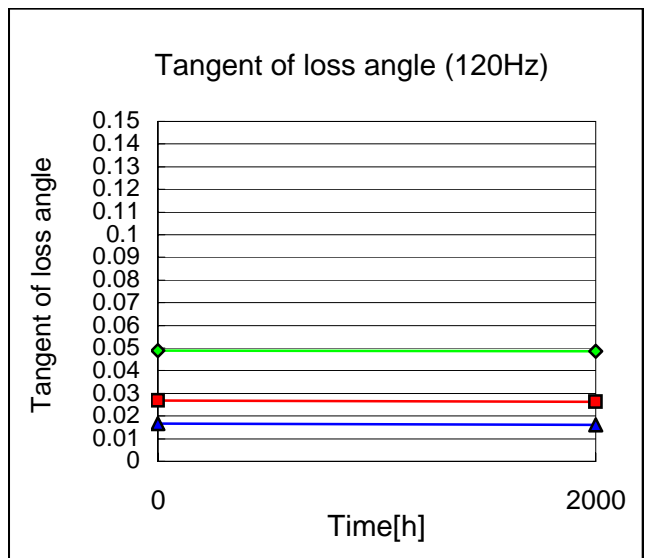
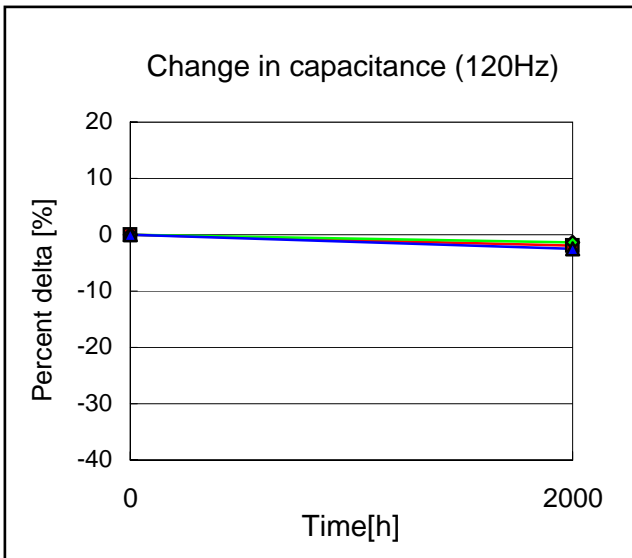
n = 3p.(Ave.)
Room temperature

OS-CON DATA SHEET

OSCON SVP series

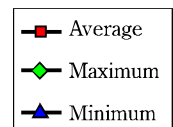


Test item Endurance (After V.P.S test)	Test temperature 105 deg.C	Model 16SVP100M
	Applied voltage 16 V	Lot No. 050901311



Note: n =30p.

Note: V.P.S test conditions : 230deg.Cx75sx2times
(V.P.S = Vapor Phase Soldering method)



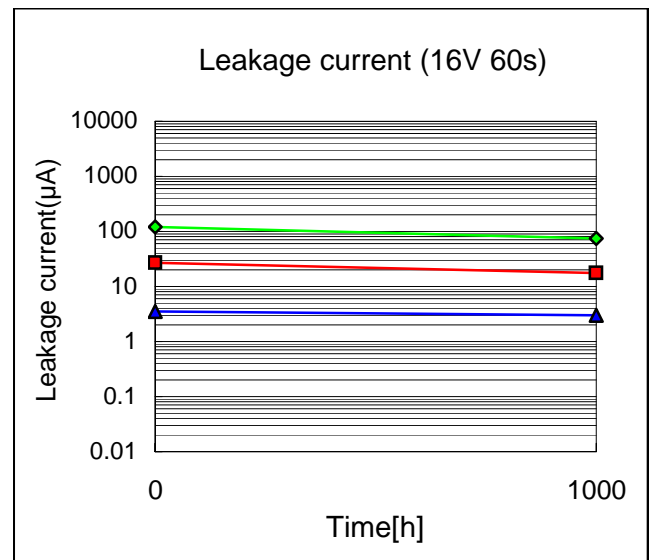
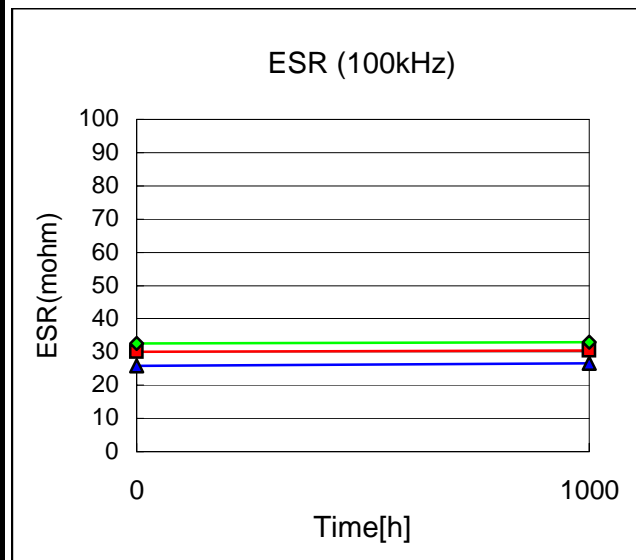
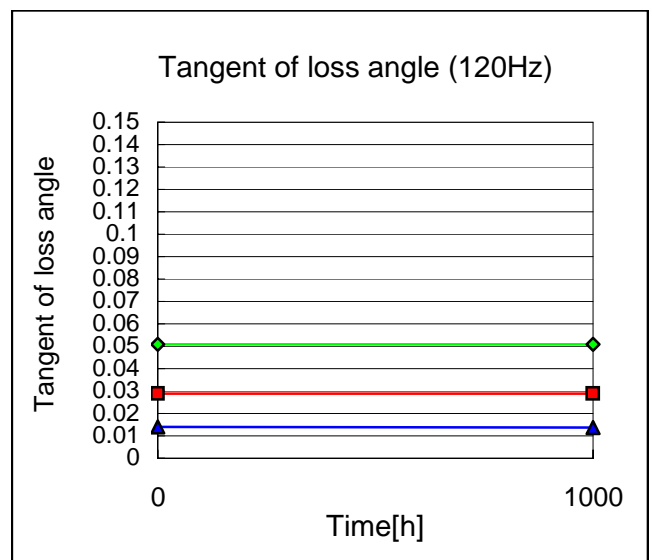
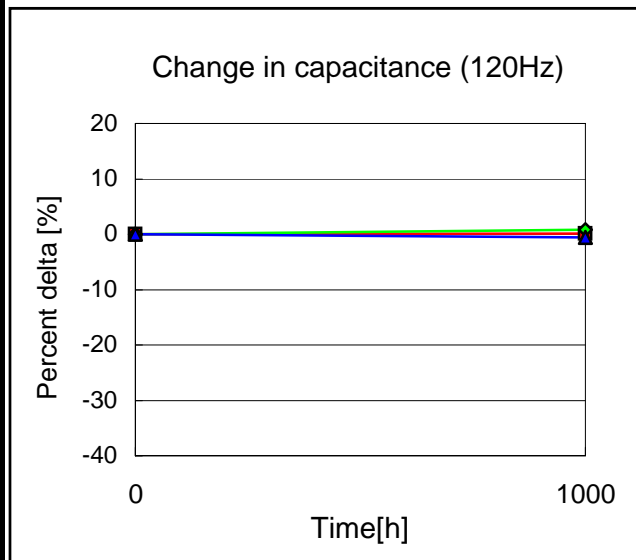
Start on July 4, 2000	Executed by M. Koyama	
End on September 25, 2000	Drawn by S. Kodera	No.OS02D-DESVP037
OS Engineering Department., OS-CON Control Department, Saga SANYO Industries Co., Ltd.		

OS-CON DATA SHEET

OSCON™ SVP series

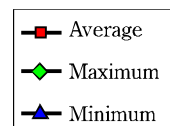
SANYO

Test item Damp heat (Steady state) (After V.P.S test)	Test temperature 60 deg.C	Model 16SVP100M
	Test humidity 90 % RH	Lot No. 050901311



Note: n =20p.

Note: V.P.S test conditions : 230deg.Cx75sx2times
(V.P.S = Vapor Phase Soldering method)



Start on July 14, 2000	Executed by M. Koyama	
End on August 25, 2000	Drawn by M. Kimura	No.OS02D-DHSVP037
OS Engineering Department, OS-CON Control Department, Saga SANYO Industries Co., Ltd.		