

PRODUCT INFORMATION

1320nm **1A284**
High-Performance LED

Baseband Video

The low thermal droop of this device allows baseband video transmission with minimum distortion. The double-lens optical system provides for optimum coupling of power into the fiber.

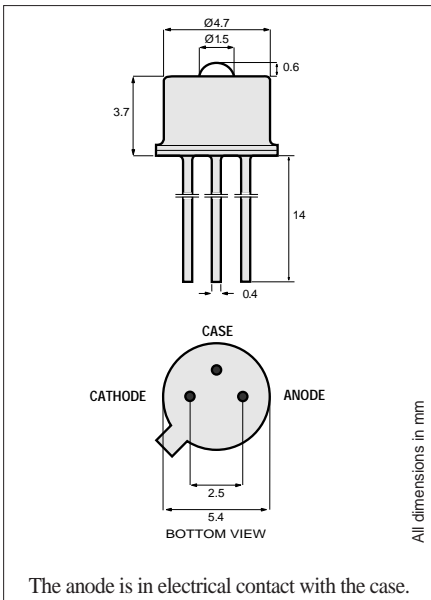


Optical and Electrical Characteristics (25° C Case Temperature)

PARAMETER	SYMBOL	MIN.	TYP.	MAX.	UNIT	TEST CONDITION
Fiber-Coupled Power (Fig. 1, 2, & 3) (Table 1)	P_{fiber}	35	50		μW	$I_F=100\text{mA}$ (Note 1)
Rise and Fall Time (10-90%)	t_r, t_f		6	9	ns	$I_F=100\text{mA}$ (no bias)
Bandwidth (3dB _{e1})	f_c		55		MHz	$I_F=100\text{mA}$
Thermal Droop (nonlinearity) (Note 2)	$ \Delta P $		2		%	$I_F=100\text{mA}$
Peak Wavelength	λ_p	1280	1320	1350	nm	$I_F=100\text{mA}$
Spectral Width (FWHM)	$\Delta\lambda$		120	155	nm	$I_F=100\text{mA}$
Forward Voltage (Fig.5)	V_F		1.5	2	V	$I_F=100\text{mA}$
Reverse Current	I_R			100	μA	$V_R=1\text{V}$
Capacitance	C		200		pF	$V_R=0\text{V}, f=1\text{MHz}$

Note 1: Measured at the exit of 100 meters of fiber.

Note 2: Transient decline in optical power due to self-heating.



TO-46 Package With Lens

Absolute Maximum Ratings

PARAMETER	SYMBOL	LIMIT
Storage Temperature	T_{stg}	-55 to +125° C
Operating Temperature (derating: Fig.4)	T_{op}	-55 to +125° C
Electrical Power Dissipation (derating: Fig.4)	P_{tot}	230 mW
Continuous Forward Current ($f \leq 10\text{kHz}$)	I_F	110 mA
Peak Forward Current (duty cycle $\leq 50\%$, $f \geq 1\text{MHz}$)	I_{FRM}	170 mA
Reverse Voltage	V_R	1.5 V
Soldering Temperature (2mm from the case for 10 sec)	T_{slid}	260° C

Thermal Characteristics

PARAMETER	SYMBOL	MIN.	TYP.	MAX.	UNIT
Thermal Resistance - Infinite Heat Sink	R_{thjc}			100	°C/W
Thermal Resistance - No Heat Sink	R_{thja}			400	°C/W
Temperature Coefficient - Optical Power	dP/dT_j		-0.8		%/°C
Temperature Coefficient - Wavelength	$d\lambda/dT_j$		0.55		nm/°C

12270.11 1997-07-08

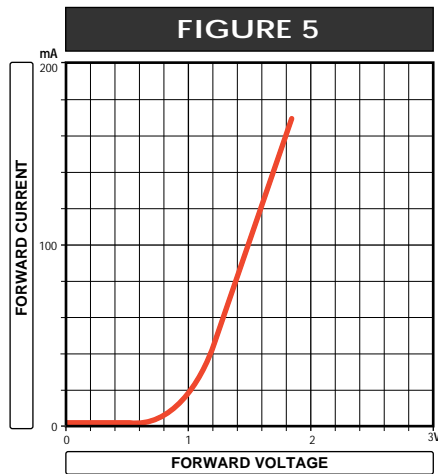
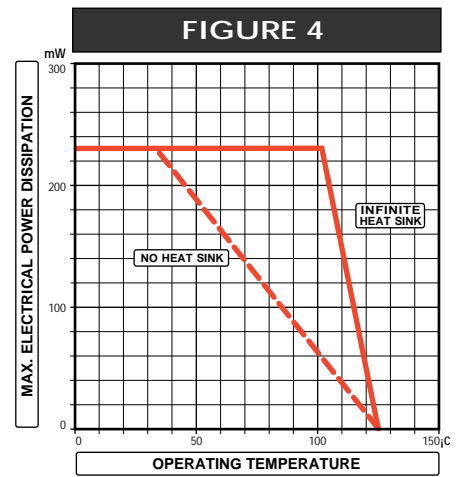
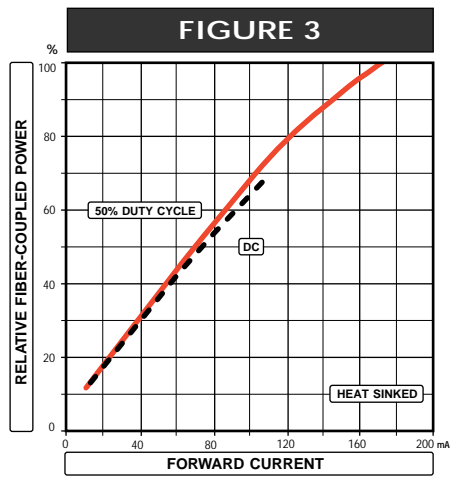
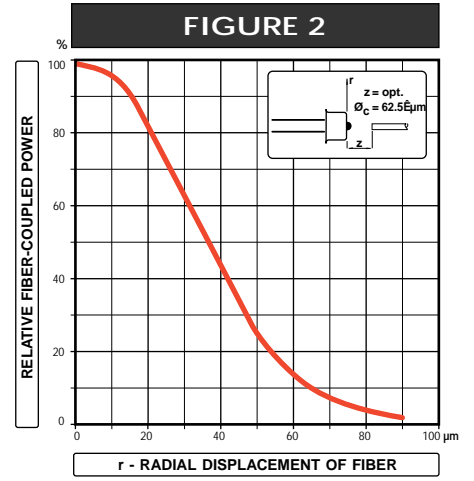
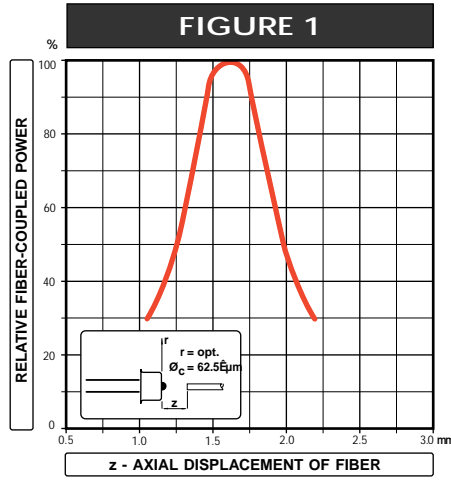


Europe: Tel (46) 8 58 02 45 00 Fax (46) 8 58 02 01 10
Tel (44) 1291 436180 Fax (44) 1291 436771

America: Tel 1-800-96MITEL Fax (613) 592-6909
Asia: Tel (65) 293 5312 Fax (65) 293 8527

Typical Fiber-Coupled Power		
Core Diameter/Cladding Diameter Numerical Aperture		
50/125 μm 0.20	62.5/125 μm 0.275	100/140 μm 0.29
12 μW	50 μW	90 μW

Table 1





<http://www.mitelsemi.com>

World Headquarters - Canada

Tel: +1 (613) 592 2122
Fax: +1 (613) 592 6909

North America

Tel: +1 (770) 486 0194
Fax: +1 (770) 631 8213

Asia/Pacific

Tel: +65 333 6193
Fax: +65 333 6192

**Europe, Middle East,
and Africa (EMEA)**

Tel: +44 (0) 1793 518528
Fax: +44 (0) 1793 518581

Information relating to products and services furnished herein by Mitel Corporation or its subsidiaries (collectively "Mitel") is believed to be reliable. However, Mitel assumes no liability for errors that may appear in this publication, or for liability otherwise arising from the application or use of any such information, product or service or for any infringement of patents or other intellectual property rights owned by third parties which may result from such application or use. Neither the supply of such information or purchase of product or service conveys any license, either express or implied, under patents or other intellectual property rights owned by Mitel or licensed from third parties by Mitel, whatsoever. Purchasers of products are also hereby notified that the use of product in certain ways or in combination with Mitel, or non-Mitel furnished goods or services may infringe patents or other intellectual property rights owned by Mitel.

This publication is issued to provide information only and (unless agreed by Mitel in writing) may not be used, applied or reproduced for any purpose nor form part of any order or contract nor to be regarded as a representation relating to the products or services concerned. The products, their specifications, services and other information appearing in this publication are subject to change by Mitel without notice. No warranty or guarantee express or implied is made regarding the capability, performance or suitability of any product or service. Information concerning possible methods of use is provided as a guide only and does not constitute any guarantee that such methods of use will be satisfactory in a specific piece of equipment. It is the user's responsibility to fully determine the performance and suitability of any equipment using such information and to ensure that any publication or data used is up to date and has not been superseded. Manufacturing does not necessarily include testing of all functions or parameters. These products are not suitable for use in any medical products whose failure to perform may result in significant injury or death to the user. All products and materials are sold and services provided subject to Mitel's conditions of sale which are available on request.

M Mitel (design) and ST-BUS are registered trademarks of MITEL Corporation
Mitel Semiconductor is an ISO 9001 Registered Company
Copyright 1999 MITEL Corporation
All Rights Reserved
Printed in CANADA

TECHNICAL DOCUMENTATION - NOT FOR RESALE