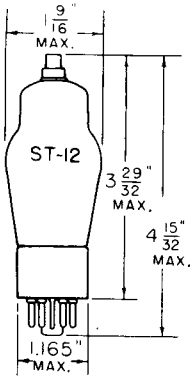


TUNG-SOL



1E5GP
SKIRTED MINIATURE
CAP

R-F PENTODE AMPLIFIER

COATED FILAMENT

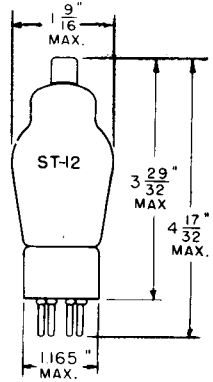
2.0 VOLTS 0.06 AMPERE

DC


GLASS BULB

MOUNTING POSITION

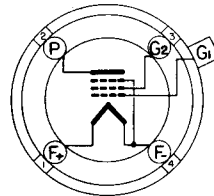
FOR TUBE TYPE 1B4P, HORIZONTAL
OPERATION WILL BE PERMITTED IF
PINS 1 AND 4 ARE IN A VERTICAL
PLANE. THE SAME WILL HOLD TRUE
FOR TYPE 1E5GP IF PINS 5 AND 7
ARE IN A VERTICAL PLANE.



1B4P
SMALL METAL
CAP



BOTTOM VIEW
SMALL SHELL OCTAL
7 PIN BASE



BOTTOM VIEW
SMALL 4 PIN BASE

THE 1E5GP AND 1B4P ARE DESIGNED FOR SERVICE AS GENERAL PURPOSE SHARP
CUT-OFF PENTODE AMPLIFIERS IN BATTERY OPERATED EQUIPMENTS.

RATINGS

MAXIMUM PLATE VOLTAGE	180	VOLTS
MAXIMUM SCREEN VOLTAGE	67.5	VOLTS
MAXIMUM CATHODE CURRENT	6.0	MA.

DIRECT INTERELECTRODE CAPACITANCES

GRID TO PLATE (WITH SHIELD)	0.007 MAX.	μf
INPUT	5.0	μf
OUTPUT	11	μf

TUNG-SOL

CONTINUED FROM PRECEDING PAGE

TYPICAL OPERATING CONDITIONS AND CHARACTERISTICS

CLASS A₁ AMPLIFIER

PLATE VOLTAGE	90	180	VOLTS
SCREEN VOLTAGE	67.5	67.5	VOLTS
CONTROL GRID VOLTAGE ^A	-3.0	-3.0	VOLTS
PLATE CURRENT	1.6	1.7	MA.
SCREEN CURRENT	0.7	0.6	MA.
PLATE RESISTANCE (APPROX.)	1.0	1.5	MEGOHMS
TRANSCONDUCTANCE	600	650	μMHOS
AMPLIFICATION FACTOR (APPROX.)	550	1000	
CONTROL GRID VOLTAGE FOR PLATE CURRENT CUT-OFF ^A	-8.0	-8.0	VOLTS

^A RETURN TO NEGATIVE FILAMENT (PIN #7)

PLATE
1494
OCT. 31
1944

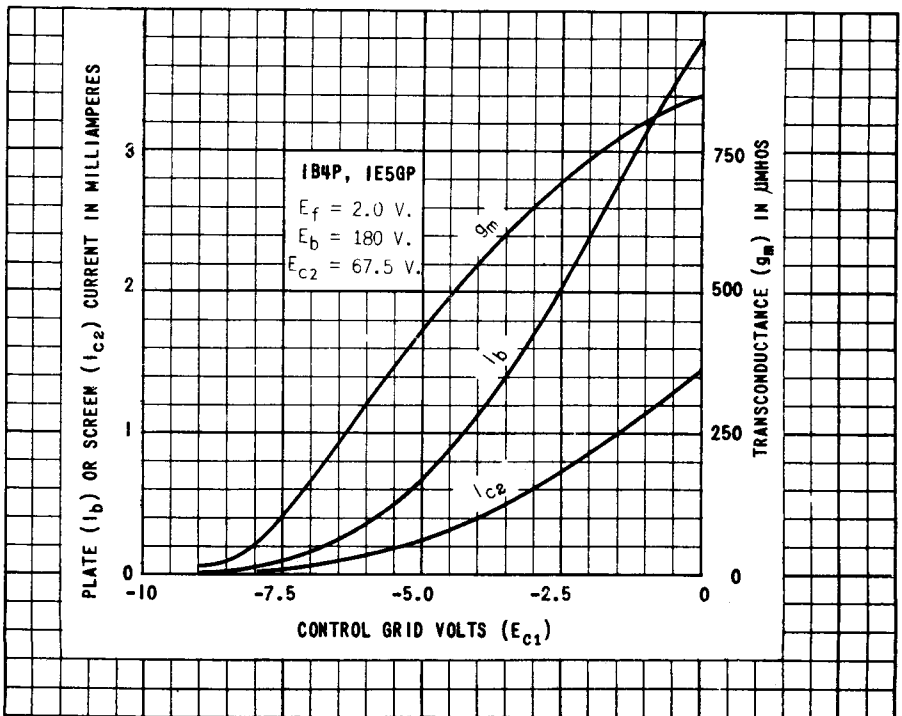
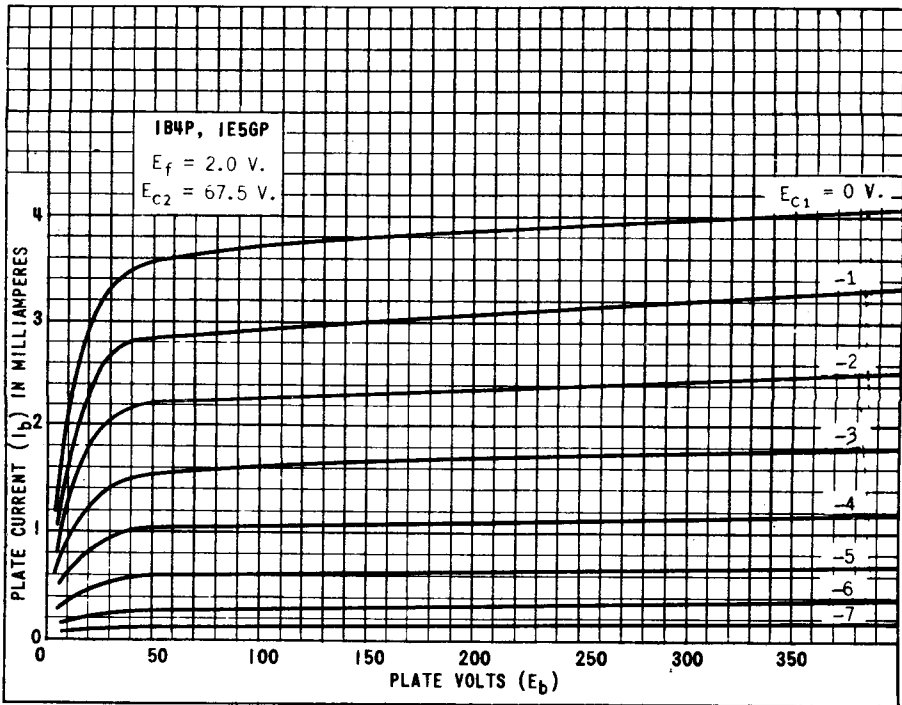


PLATE 1495
OCT. 31 1944