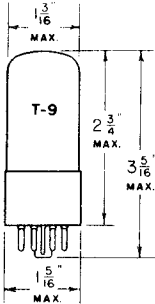


TUNG-SOL



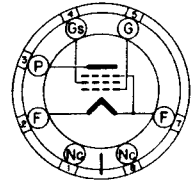
PENTODE POWER AMPLIFIER

COATED FILAMENT

1.4 VOLTS 0.10 AMPERE  
DC

GLASS BULB

INTERMEDIATE 7 PIN OCTAL BASE



G-6X

BOTTOM VIEW

THE TUNG-SOL 1C5GT/G IS A LOW VOLTAGE, LOW CURRENT DRAIN, BATTERY TYPE PENTODE POWER AMPLIFIER. IT IS DESIGNED FOR SERVICE WITH 90 VOLTS OF "B" BATTERY AND A SINGLE DRY CELL "A" BATTERY.

RATINGS

MAXIMUM FILAMENT VOLTAGE

DRY BATTERY OPERATION -- VOLTAGE MUST NEVER EXCEED	1.6	VOLTS
AC -- DC POWER LINE OPERATION -- DESIGN CENTER	1.3	VOLTS
MAXIMUM PLATE VOLTAGE	110	VOLTS
MAXIMUM SCREEN VOLTAGE	110	VOLTS
MAXIMUM CATHODE CURRENT (ZERO SIGNAL)	12	MA.

TYPICAL OPERATING CONDITIONS AND CHARACTERISTICS

CLASS A<sub>1</sub> AMPLIFIER

FILAMENT VOLTAGE	1.4 DC	1.4 DC	VOLTS
FILAMENT CURRENT	0.10	0.10	AMPERE
PLATE VOLTAGE	83	90	VOLTS
SCREEN VOLTAGE	83	90	VOLTS
CONTROL GRID VOLTAGE <sup>A</sup>	-7.0	-7.5	VOLTS
PEAK AF SIGNAL VOLTAGE	7.0	7.5	VOLTS
ZERO-SIGNAL PLATE CURRENT	7.0	7.5	MA.
MAXIMUM SIGNAL PLATE CURRENT	7.3	7.8	MA.
ZERO-SIGNAL SCREEN CURRENT	1.6	1.6	MA.
MAXIMUM-SIGNAL SCREEN CURRENT	3.5	3.5	MA.
PLATE RESISTANCE <sup>APPROX.</sup>	110000	115000	OHMS
TRANSCONDUCTANCE	1500	1550	μMHOS
LOAD RESISTANCE	9000	8000	OHMS
TOTAL HARMONIC DISTORTION	10	10	PER CENT
POWER OUTPUT	200	240	MILLIWATTS

<sup>A</sup> REFERRED TO NEGATIVE FILAMENT TERMINAL

CONTINUED NEXT PAGE

PRINTED IN U. S. A.

PLATE  
1071-3

JUL 28  
1941

# IC5GT/G

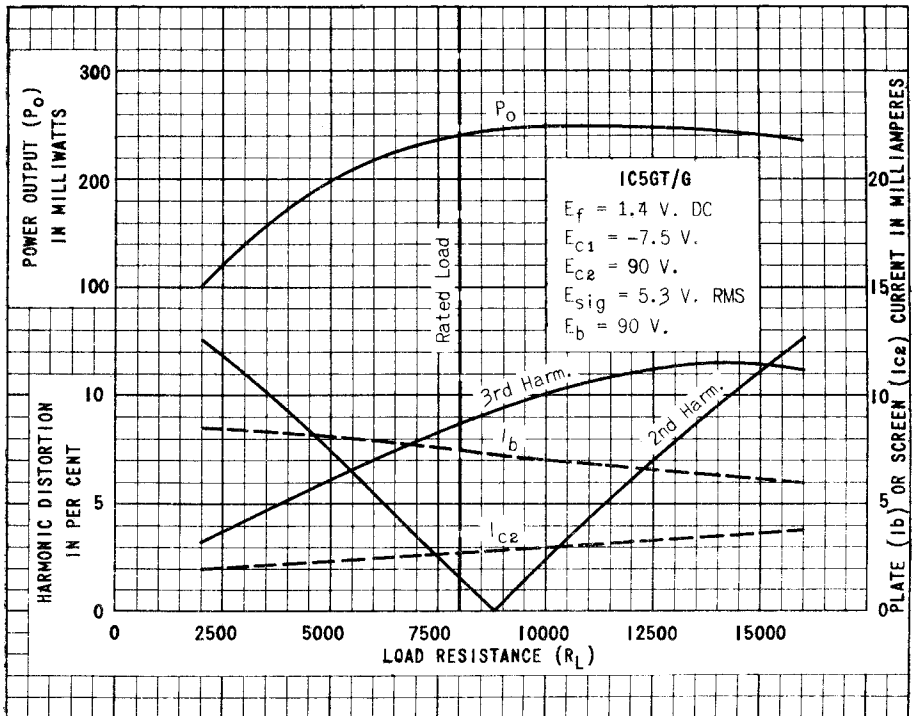
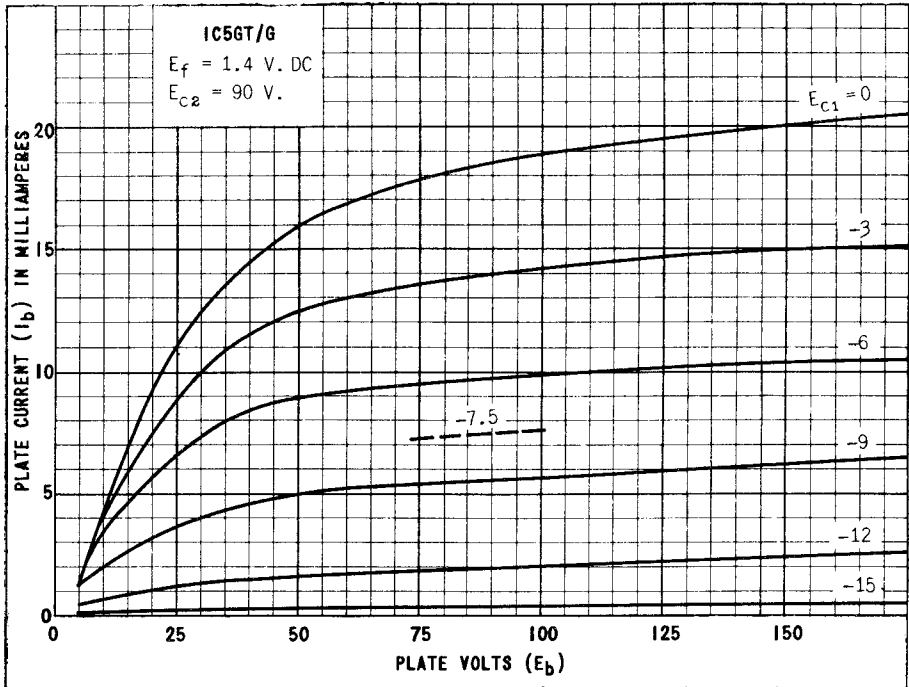


PLATE  
1072-2