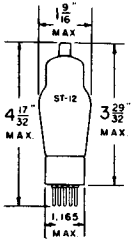


TUNG-SOL

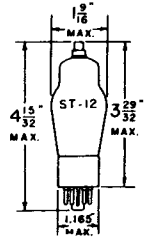
PENTAGRID CONVERTER

COATED FILAMENT

2.0 VOLTS 0.12 AMPERE
DC

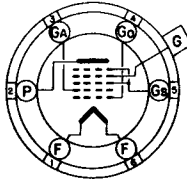


SMALL 6 PIN BASE
IC6



SMALL 8 PIN OCTAL BASE
IC7G


GLASS BULB



6L

BOTTOM VIEW

IC6



G-7Z

BOTTOM VIEW

IC7G

THE TUNG-SOL IC6 AND IC7G ARE FILAMENT TYPE PENTAGRID CONVERTERS DESIGNED FOR SERVICE AS OSCILLATORS AND MIXERS IN BATTERY OPERATED RECEIVERS.

RATINGS

MAXIMUM PLATE (P) VOLTAGE	180	VOLTS
MAXIMUM SCREEN (Gs) SUPPLY VOLTAGE	180	VOLTS
MAXIMUM SCREEN VOLTAGE	67.5	VOLTS
MINIMUM EXTERNAL CONTROL GRID (G) BIAS VOLTAGE	0	VOLTS
MAXIMUM OSCILLATOR ANODE (GA) SUPPLY VOLTAGE	180	VOLTS
MAXIMUM OSCILLATOR ANODE VOLTAGE	135	VOLTS
MAXIMUM CATHODE CURRENT	9	MA.
MAXIMUM PLATE DISSIPATION	0.3	WATT
MAXIMUM SCREEN DISSIPATION	0.2	WATT
MAXIMUM OSCILLATOR ANODE DISSIPATION	0.4	WATT

FOR "INTERPRETATION OF RATINGS" REFER TO FRONT OF BOOK.

CONTINUED NEXT PAGE

TUNG-SOL

DIRECT INTERELECTRODE CAPACITANCES

	1C6	1C7G ^S	
CONTROL GRID (G) TO MIXER PLATE (P)	0.3 ^S	0.26	$\mu\mu\text{f}$
CONTROL GRID (G) TO OSCILLATOR ANODE (G _A)	0.3 ^S	0.32	$\mu\mu\text{f}$
CONTROL GRID (G) TO OSCILLATOR GRID (G _O)	0.15 ^S	0.11	$\mu\mu\text{f}$
OSCILLATOR GRID (G _O) TO OSCILLATOR ANODE (G _A)	1.5	1.2	$\mu\mu\text{f}$
RF INPUT: CONTROL GRID (G) TO ALL OTHER ELECTRODES	10	10	$\mu\mu\text{f}$
OSCILLATOR INPUT: OSCILLATOR GRID (G _O) TO ALL OTHER ELECTRODES	6	4.8 ^A	$\mu\mu\text{f}$
OSCILLATOR OUTPUT: OSCILLATOR ANODE (G _A) TO ALL OTHER ELECTRODES	6	5.5 ^B	$\mu\mu\text{f}$
MIXER OUTPUT: MIXER PLATE (P) TO ALL OTHER ELECTRODES	10	14	$\mu\mu\text{f}$

TYPICAL OPERATING CONDITIONS AND CHARACTERISTICS

CONVERTER SERVICE

PLATE (P) VOLTAGE	135	180	VOLTS
SCREEN (G _s) VOLTAGE	67.5	67.5	VOLTS
CONTROL GRID (G) VOLTAGE ^C	-3	-3	VOLTS
OSCILLATOR ANODE (G _A) SUPPLY VOLTAGE ^D	135	180	VOLTS
OSCILLATOR GRID (G _O) RESISTOR	50 000	50 000	OHMS
PLATE CURRENT	1.3	1.5	MA.
SCREEN CURRENT	2.5	2.0	MA.
OSCILLATOR ANODE CURRENT	3.1	4.0	MA.
OSCILLATOR GRID CURRENT	0.2	0.2	MA.
TOTAL CATHODE CURRENT	7.1	7.7	MA.
PLATE RESISTANCE ^A APPROX.	0.6	0.7	MEGOHM
CONVERSION TRANSCONDUCTANCE	440	450	μMHOS
FOR CONTROL GRID (G) VOLTAGE = -1.5 V.			
CONVERSION TRANSCONDUCTANCE	300	325	μMHOS
FOR CONTROL GRID (G) VOLTAGE = -3.0 V.			
CONVERSION TRANSCONDUCTANCE	95	105	μMHOS
FOR CONTROL GRID (G) VOLTAGE = -6.0 V.			
CONVERSION TRANSCONDUCTANCE ^A APPROX.	4	4	μMHOS
FOR CONTROL GRID (G) VOLTAGE = -14.0 V.			

^A EXCEPT OSCILLATOR ANODE (G_A)^B EXCEPT OSCILLATOR GRID (G_O)^C RETURN TO NEGATIVE FILAMENT (PIN #6 - 1C6 AND PIN #7 - 1C7G)^D APPLIED THROUGH 20 000 OHM DROPPING RESISTOR^S WITH EXTERNAL SHIELD CONNECTED TO NEGATIVE FILAMENT (PIN #6 - 1C6 AND PIN #7 - 1C7G)PLATE
915-2