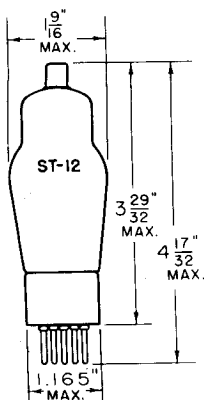
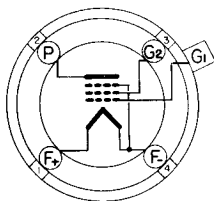


TUNG-SOL



1A4P

SMALL METAL CAP
SMALL 4 PIN BASE



BOTTOM VIEW

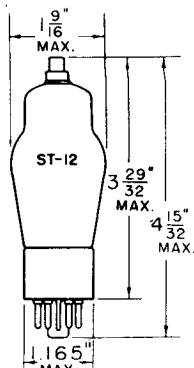
REMOTE CUT-OFF
PENTODE AMPLIFIER

COATED FILAMENT

2.0 VOLTS 0.060 AMPERE

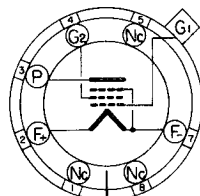
AC OR DC

GLASS BULB



1D5GP

MINIATURE METAL CAP
SMALL 7 PIN OCTAL BASE



BOTTOM VIEW

THESE TUBES ARE REMOTE CUT-OFF PENTODE AMPLIFIERS DESIGNED FOR USE IN BATTERY OPERATED RECEIVERS. EITHER TUBE IS SUITABLE FOR USE WITH AUTOMATIC VOLUME CONTROL IN RF AND IF AMPLIFIERS WITH A MINIMUM OF CROSS MODULATION.

MOUNTING POSITION

THESE TUBES SHOULD BE OPERATED VERTICALLY WITH THE BASE DOWN. HOWEVER, HORIZONTAL OPERATIONS MAY BE PERMITTED IN THE 1D5GP TUBE TYPE IF PINS 2 AND 7 ARE ON A VERTICAL PLANE. THE SAME WILL BE TRUE FOR THE 1A4P TUBE TYPE IF PINS 1 AND 4 ARE ON A VERTICAL PLANE.

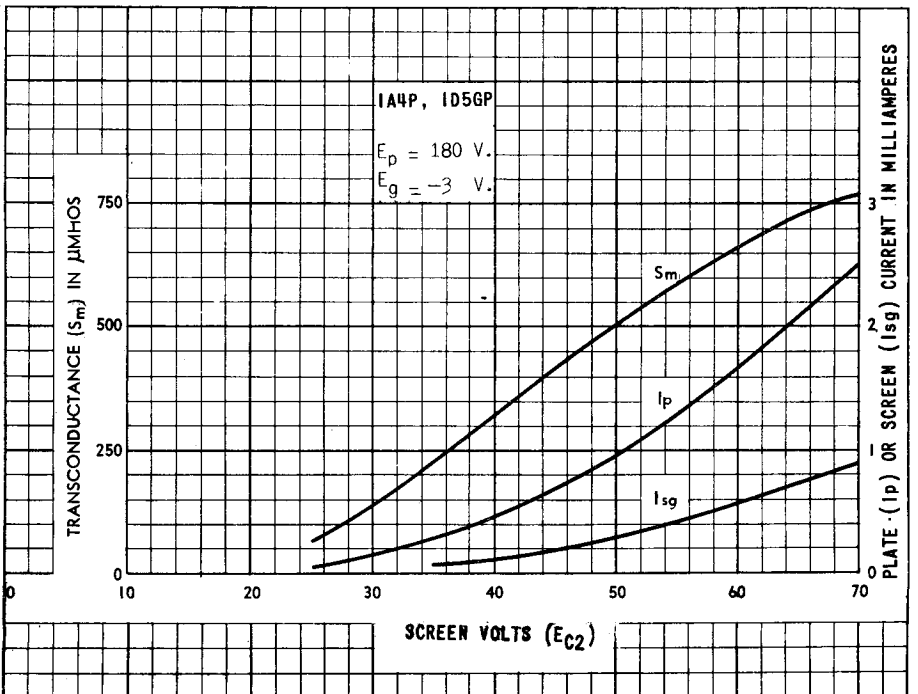
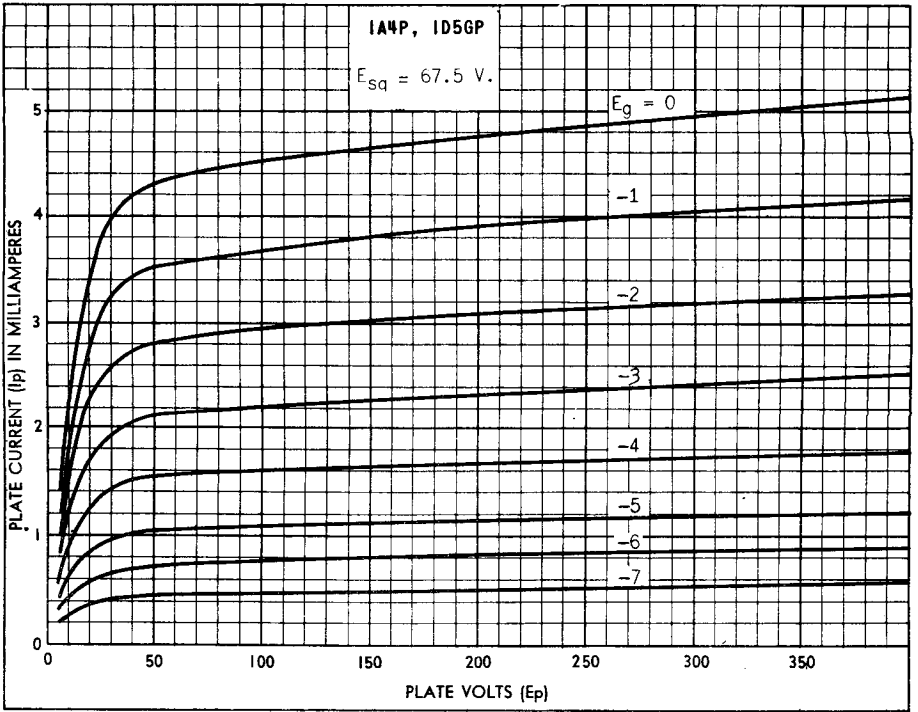
DIRECT INTERELECTRODE CAPACITANCES

MAXIMUM CONTROL GRID TO PLATE (WITH EXTERNAL SHIELD)	0.007	μf
INPUT (G_1 TO G_2 , G_3 , F)	5.0	μf
OUTPUT (P TO G_2 , G_3 , F)	11	μf

TYPICAL OPERATING CONDITIONS AND CHARACTERISTICS

CLASS A AMPLIFIER

PLATE VOLTAGE	90	180 MAX.	VOLTS
SCREEN VOLTAGE	67.5	67.5 MAX.	VOLTS
MINIMUM CONTROL GRID VOLTAGE	-3	-3	VOLTS
PLATE CURRENT	2.2	2.3	MA.
SCREEN CURRENT	0.9	0.8	MA.
PLATE RESISTANCE (APPROX.)	0.6	1.0	MEG OHM
TRANSCONDUCTANCE	720	750	μMHOS
AMPLIFICATION FACTOR (APPROX.)	425	750	
CONTROL GRID VOLTAGE			VOLTS
FOR TRANSCONDUCTANCE OF 15 μMHOS	-15	-15	



1A4P (1D5GP)

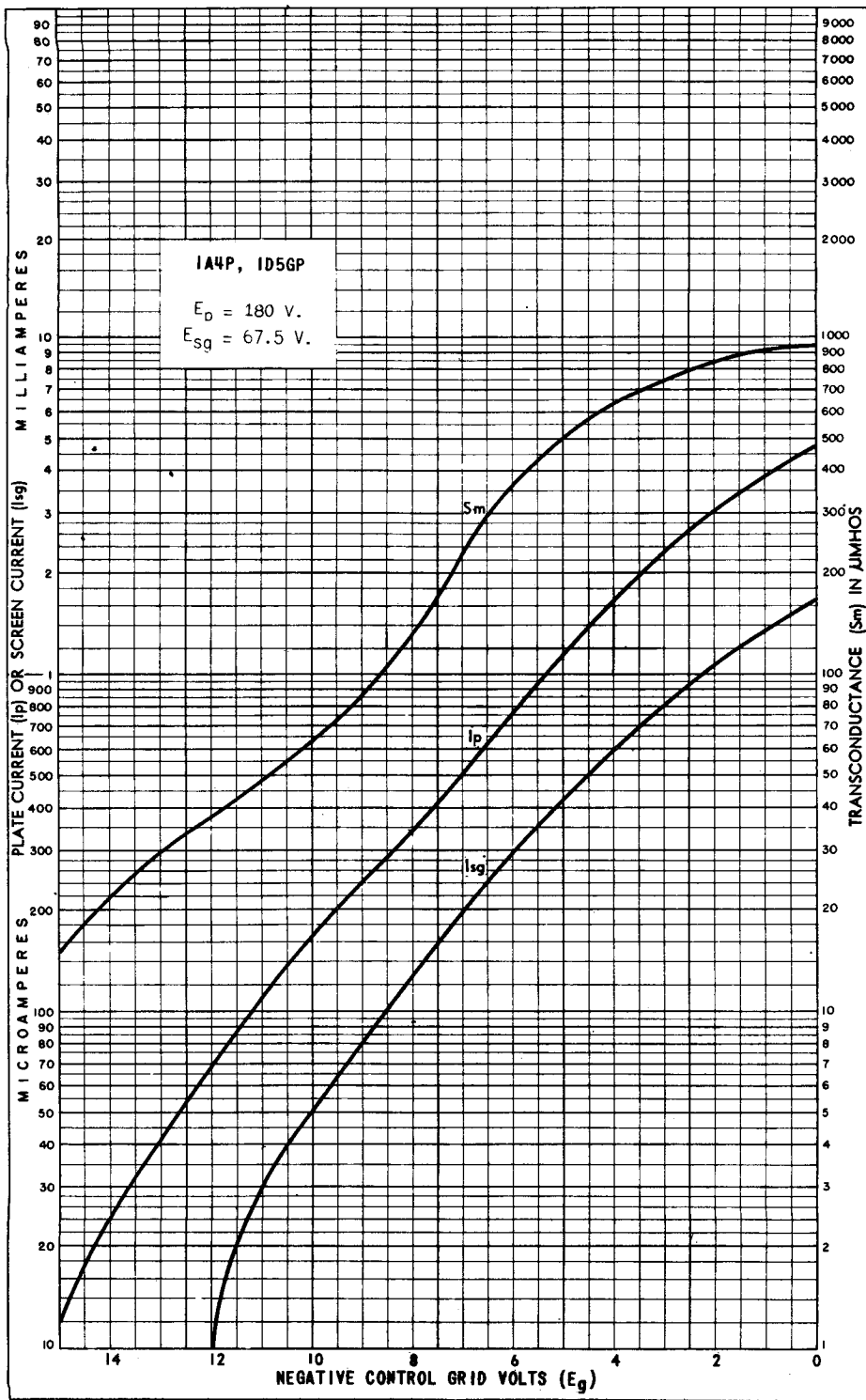


PLATE
 1457
 AUG. 31
 1944