

1F1G THRU 1F7G

Fast Recovery Glass Passivated Rectifiers

Reverse Voltage - 50 to 1000 V

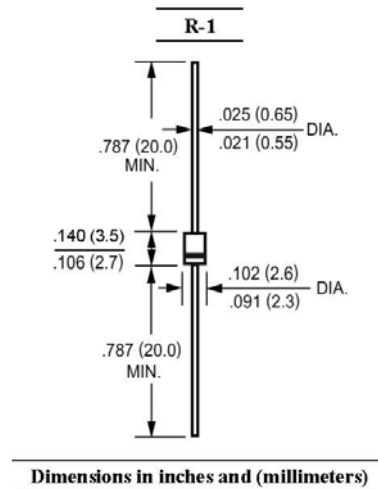
Forward Current - 1 A

Features

- The plastics package carries UL Flammability Classification 94V-0
- High switching for high efficiency
- Low reverse leakage
- High forward surge current capability

Mechanical Data

- Case: Molded plastic, R-1
- Terminals: Plated axial leads, solderable per MIL-STD-750, Method 2026
- Polarity: color band denotes cathode end
- Mounting Position: Any



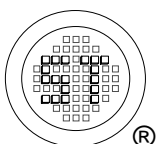
Absolute Maximum Ratings and Characteristics

Ratings at 25 °C ambient temperature unless otherwise specified. Single phase, half wave, 60 Hz, resistive or inductive load. For capacitive load, derate current by 20%.

Parameter	Symbols	1F1G	1F2G	1F3G	1F4G	1F5G	1F6G	1F7G	Units
Maximum Repetitive Peak Reverse Voltage	V_{RRM}	50	100	200	400	600	800	1000	V
Maximum RMS Voltage	V_{RMS}	35	70	140	280	420	560	700	V
Maximum DC Blocking Voltage	V_{DC}	50	100	200	400	600	800	1000	V
Maximum Average Forward Rectified Current 0.375" (9.5 mm) Lead Length at $T_A = 25\text{ }^\circ\text{C}$	$I_{F(AV)}$	1							A
Peak Forward Surge Current, 8.3 ms Single Half-Sine-Wave Superimposed on Rated Load (JEDEC Method)	I_{FSM}	25							A
Maximum Instantaneous Forward Voltage at 1 A	V_F	1.3							V
Maximum Reverse Current $T_A = 25\text{ }^\circ\text{C}$ at Rated DC Blocking Voltage $T_A = 100\text{ }^\circ\text{C}$	I_R	5 100							μA
Typical Junction Capacitance ¹⁾	C_J	15							pF
Maximum Reverse Recovery Time ²⁾	t_{rr}	150			250		500		ns
Operating and Storage Temperature Range	T_j, T_{stg}	- 55 to + 150							$^\circ\text{C}$

¹⁾ Measured at 1 MHz and applied reverse voltage of 4 V DC.

²⁾ Reverse recovery test conditions: $I_F = 0.5\text{ A}$, $I_R = 1\text{ A}$, $I_{rr} = 0.25\text{ A}$.



SEMTECH ELECTRONICS LTD.

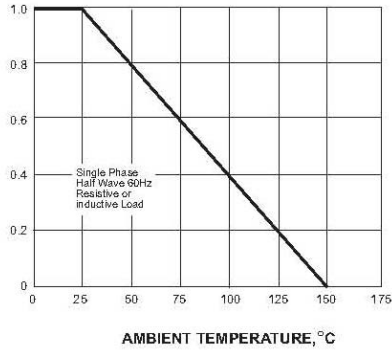
(Subsidiary of Sino-Tech International Holdings Limited, a company listed on the Hong Kong Stock Exchange, Stock Code: 724)



1F1G THRU 1F7G

AVERAGE FORWARD RECTIFIED CURRENT, AMPERES

FIG. 1- FORWARD CURRENT DERATING CURVE



PEAK FORWARD SURGE CURRENT, AMPERES

FIG. 2-MAXIMUM NON-REPETITIVE PEAK FORWARD SURGE CURRENT

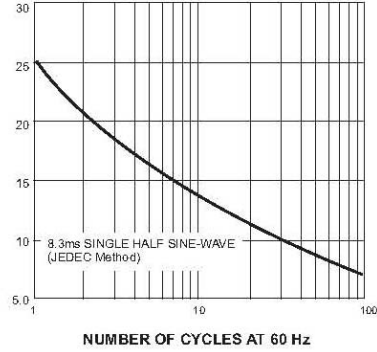
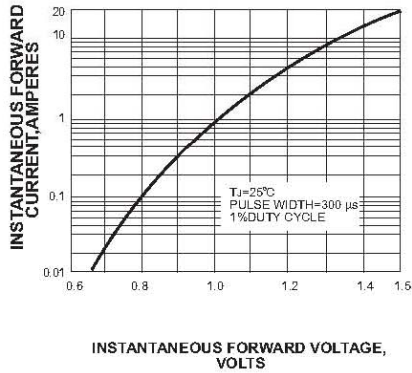


FIG. 3-TYPICAL INSTANTANEOUS FORWARD CHARACTERISTICS



INSTANTANEOUS REVERSE CURRENT, MICROAMPERES

FIG. 4-TYPICAL REVERSE CHARACTERISTICS

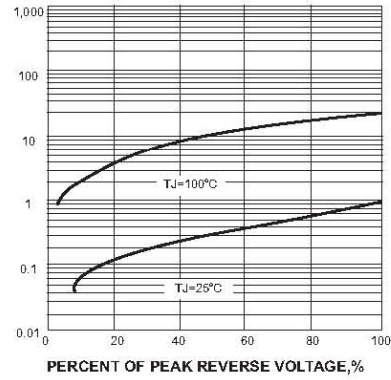
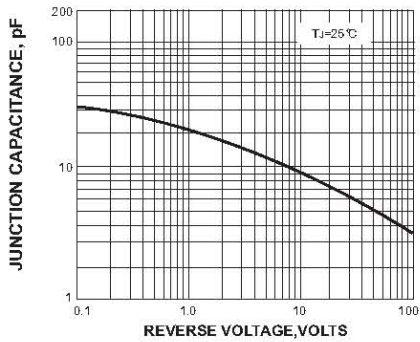
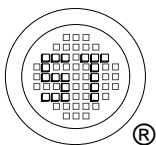
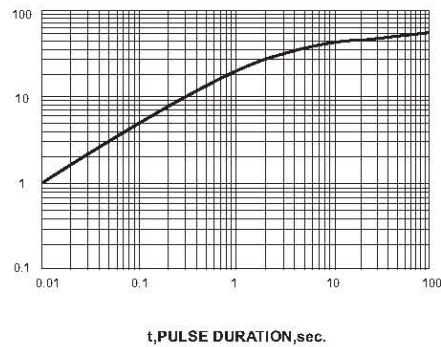


FIG. 5-TYPICAL JUNCTION CAPACITANCE



TRANSIENT THERMAL IMPEDANCE, °C/W

FIG. 6-TYPICAL TRANSIENT THERMAL IMPEDANCE



SEMTECH ELECTRONICS LTD.

(Subsidiary of Sino-Tech International Holdings Limited, a company listed on the Hong Kong Stock Exchange, Stock Code: 724)

