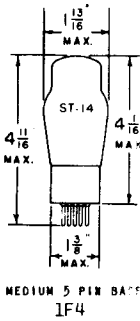


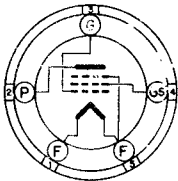
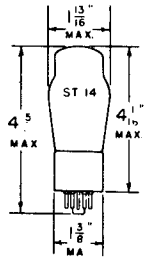
TUNG-SOL




PENTODE POWER AMPLIFIER

COATED FILAMENT

2.0 VOLTS 0.12 AMPERE
DC



GLASS BULB



THE TUNG-SOL 1F4 AND 1F5G ARE PENTODE POWER AMPLIFIERS OF THE FILAMENT TYPE. THEY ARE DESIGNED FOR SERVICE IN THE OUTPUT STAGE OF BATTERY OPERATED RECEIVERS. THEIR RATINGS AND ELECTRICAL CHARACTERISTICS ARE IDENTICAL.

RATINGS

MAXIMUM PLATE VOLTAGE	180	VOLTS
MAXIMUM SCREEN VOLTAGE	180	VOLTS
MAXIMUM PLATE DISSIPATION	1.75	WATTS
MAXIMUM SCREEN DISSIPATION	0.75	WATT

FOR "INTERPRETATION OF RATINGS" REFER TO FRONT OF BOOK.

CONTINUED NEXT PAGE

TUNG-SOL

TYPICAL OPERATING CONDITIONS AND CHARACTERISTICS

CLASS A₁ AMPLIFIER

PLATE VOLTAGE	90	135	VOLTS
SCREEN VOLTAGE	90	135	VOLTS
CONTROL GRID VOLTAGE ^A	-3	-4.5	VOLTS
PEAK AF SIGNAL VOLTAGE	3	4.5	VOLTS
PLATE CURRENT	4.0	8.0	MA.
SCREEN CURRENT	1.1	2.4	MA.
PLATE RESISTANCE APPROX.	0.24	0.20	MEG OHM
TRANSCONDUCTANCE	1400	1700	μMHOS
LOAD RESISTANCE	20 000	16 000	OHMS
TOTAL HARMONIC DISTORTION	6	5	PER CENT
POWER OUTPUT	0.110	0.310	WATT

CLASS AB₁ PUSH-PULL AMPLIFIER

VALUES ARE FOR TWO TUBES

PLATE VOLTAGE	180	VOLTS
SCREEN VOLTAGE	180	VOLTS
CONTROL GRID VOLTAGE ^A	-7.5	VOLTS
PEAK AF SIGNAL VOLTAGE GRID TO GRID	15	VOLTS
ZERO-SIGNAL PLATE CURRENT	19	MA.
ZERO-SIGNAL SCREEN CURRENT	5.5	MA.
MAXIMUM-SIGNAL PLATE CURRENT	21	MA.
MAXIMUM-SIGNAL SCREEN CURRENT	7	MA.
LOAD RESISTANCE PLATE-TO-PLATE	20 000	OHMS
TOTAL HARMONIC DISTORTION	4.5	PER CENT
POWER OUTPUT	1.25	WATTS

^A RETURN TO NEGATIVE FILAMENT (IF4: PIN #5 - IF5G: PIN #7)