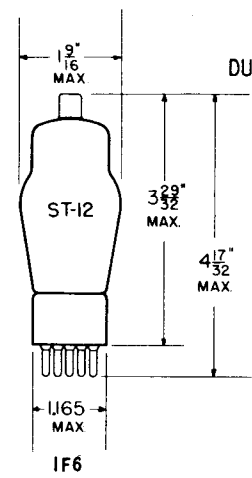


TUNG-SOL

DUO-DIODE PENTODE AMPLIFIER

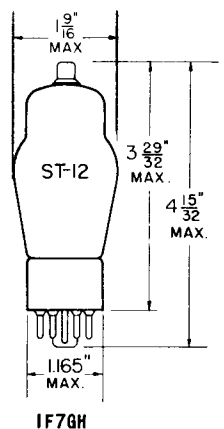


IF6
SMALL METAL
CAP

COATED FILAMENT
2.0 VOLTS 0.06 AMPERE
DC

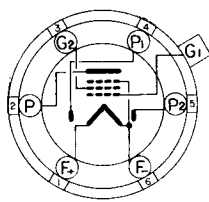
GLASS BULB

MOUNTING POSITION




IF7GH
SKIRTED MINIATURE
CAP

HORIZONTAL OPERATION MAY BE PERMITTED IN THE IF6 TUBE TYPE IF PINS 1 AND 6 ARE ON A VERTICAL PLANE. THE SAME WILL BE TRUE FOR THE IF7GH TUBE TYPE IF PINS 2 AND 7 ARE ON A VERTICAL PLANE.



BOTTOM VIEW
SMALL 6-PIN



BOTTOM VIEW
SMALL SHELL
8-PIN OCTAL

THE IF6 AND IF7GH CONSIST OF TWO DIODES AND A PENTODE IN A SINGLE BULB. THEY ARE DESIGNED FOR SERVICE AS DIODE DETECTORS, AVC RECTIFIERS AND PENTODE AMPLIFIERS. WITH THE EXCEPTION OF CAPACITANCES, THEIR ELECTRICAL CHARACTERISTICS ARE IDENTICAL.

RATINGS

MAXIMUM PLATE VOLTAGE	180	VOLTS
MAXIMUM SCREEN VOLTAGE	67.5	VOLTS
MAXIMUM PLATE DISSIPATION	0.4	WATT
MAXIMUM SCREEN DISSIPATION	0.05	WATT
MINIMUM DIODE CURRENT PER PLATE WITH 10 VOLTS DC APPLIED.	0.5	MA.
MAXIMUM DIODE CURRENT PER PLATE FOR CONTINUOUS OPERATION.	0.25	MA.

CONTINUED ON NEXT PAGE

PRINTED IN U. S. A.

PLATE
1527
JAN. 15
1945

TUNG-SOL

CONTINUED FROM PRECEDING PAGE

DIRECT INTERELECTRODE CAPACITANCES

	IF6	IF7GH	
GRID TO PLATE ^A	0.007 MAX.	0.01 MAX.	$\mu\mu\text{f}$
INPUT: G1 TO (F+G2+G3)	4.0	3.8	$\mu\mu\text{f}$
OUTPUT: P TO (F+G2+G3)	9.0	9.5	$\mu\mu\text{f}$

TYPICAL OPERATING CONDITIONS AND CHARACTERISTICS

-RF OR IF AMPLIFIER

PENTODE UNIT

PLATE VOLTAGE	180	VOLTS
SCREEN VOLTAGE	67.5	VOLTS
CONTROL GRID VOLTAGE	-1.5	VOLTS
PLATE RESISTANCE (APPROX.)	1.0	MEG OHM
TRANSCONDUCTANCE	650	μMHOS
TRANSCONDUCTANCE FOR $E_{c1} = -12$ VOLTS	20	μMHOS
PLATE CURRENT	2.2	MA.
SCREEN CURRENT	0.7	MA.

^A WITH SHIELD CAN

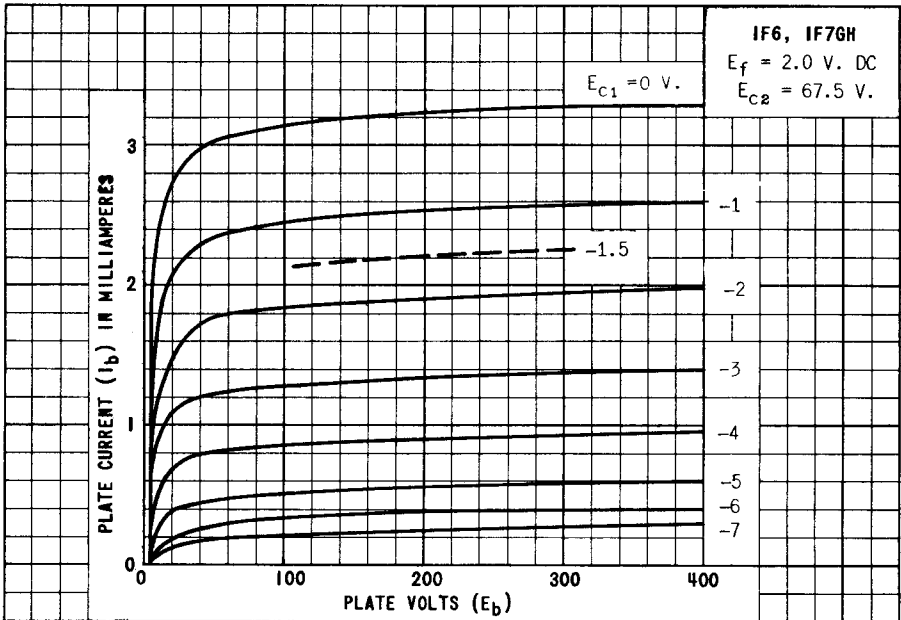


PLATE
152B
JAN. 15
1945