

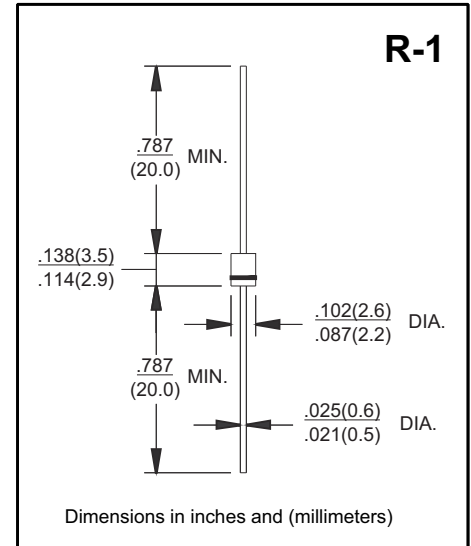
FAST RECOVERY RECTIFIER

FEATURES

- Low cost construction
- Fast switching for high efficiency.
- Low reverse leakage
- High forward surge current capability
- High temperature soldering guaranteed:
260°C/10 seconds/.375"(9.5mm)lead length at 5 lbs(2.3kg) tension

MECHANICAL DATA

- Case: Transfer molded plastic
- Epoxy: UL94V-O rate flame retardant
- Polarity: Color band denotes cathode end
- Lead: Plated axial lead, solderable per MIL-STD-202E method 208C
- Mounting position: Any
- Weight: 0.007ounce, 0.20 grams



MAXIMUM RATINGS AND ELECTRICAL CHARACTERISTICS

- Ratings at 25 °C ambient temperature unless otherwise specified Single Phase, half wave, 60Hz, resistive or inductive load for capacitive load derate current by 20%

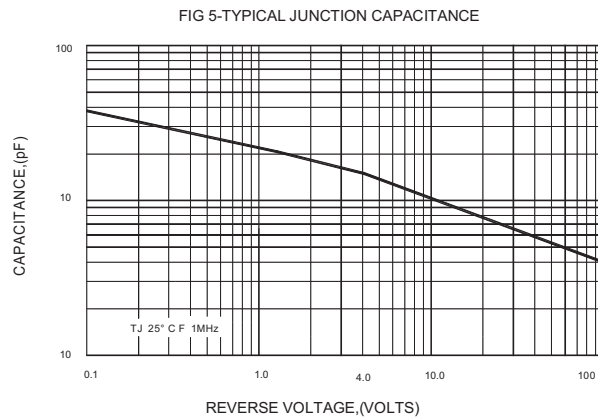
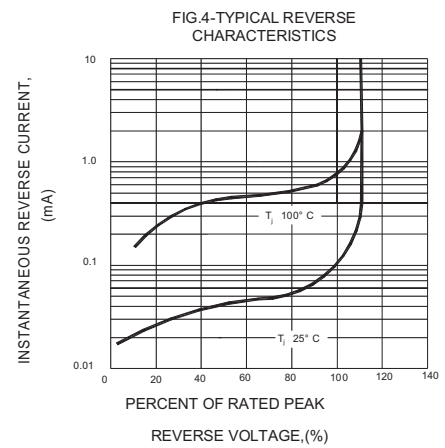
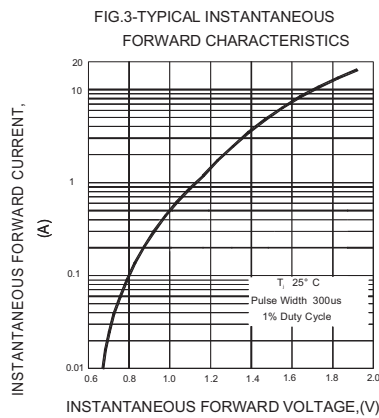
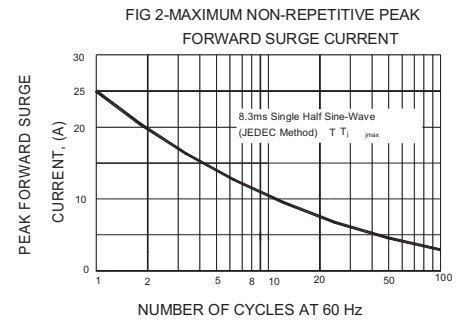
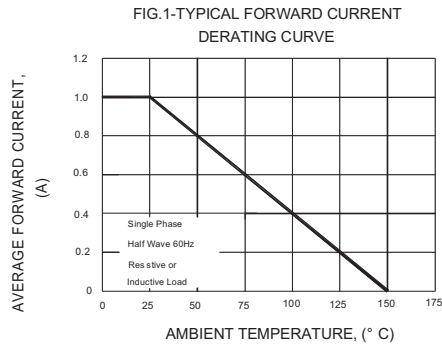
PARAMETER	SYMBOLS	1F1	1F2	1F3	1F4	1F5	1F6	1F7	UNITS
Maximum Repetitive Peak Reverse Voltage	V_{RRM}	50	100	200	400	600	800	1000	Volts
Maximum RMS Voltage	V_{RMS}	35	70	140	280	420	560	700	Volts
	V_{DC}	50	100	200	400	600	800	1000	Volts
Maximum Average Forward Rectified Current 0.375"(9.5mm) lead length at $T_A = 25^\circ C$	$I_{(AV)}$	1.0							Amps
Peak Forward Surge Current 8.3mS single half sine wave superimposed on rated load (JEDEC method)	I_{FSM}	25							Amps
Maximum Instantaneous Forward Voltage @ 1.0A	V_F	1.3							Volts
Maximum DC Reverse Current at Rated DC Blocking Voltage	$T_A = 25^\circ C$	5.0							μ Amps
	$T_A = 100^\circ C$	50							
Maximum Reverse Recovery Time (Note 3) $T_J = 25^\circ C$	T_{rr}	150			250	500		ns	
Typical Junction Capacitance (Note 1)	C_J	15							pF
Typical Thermal Resistance (Note 2)	$R_{\theta JA}$	50							$^\circ C/W$
Operating and Storage Temperature Range	$T_J T_{STG}$	-55 to +150							$^\circ C$

Notes:

1. Measured at 1.0MHz and Applied Reverse Voltage of 4.0Volts.
2. Thermal Resistance from junction to Ambient at .375"(9.5mm)lead length, P.C.board mounted.
3. Reverse Recovery Test Conditions: $I_f = 0.5A, I_r = 1.0A, I_{rr} = 0.25A$

FAST RECOVERY RECTIFIER

RATING AND CHARACTERISTIC CURVES 1F1 - 1F7



Disclaimer

All product, product specifications and data are subject to change without notice to improve reliability, function or design or otherwise.