

1N3611-1N3614, 1N3957

STANDARD RECOVERY RECTIFIERS

FEATURES

- Available as "HR" (high reliability) screened per MIL-PRF-19500, JANTX level. Add "HR" suffix to base part number.
- Available as non-RoHS (Sn/Pb plating), standard, and as RoHS by adding "-PBF" suffix.

MAXIMUM RATINGS

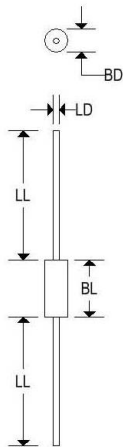
Operating Temperature:	-65°C to +175°C
Storage Temperature:	-65°C to +200°C

ELECTRICAL CHARACTERISTICS (T_A = 25°C unless otherwise specified)

Type	Peak Inverse Voltage (Min.) PIV	Breakdown Voltage (Min.) B _V @ 100μA	Average Rectified Current I _o		Forward Voltage (Max.) V _F @ 1 A	Reverse Current (Max.) I _R @ PIV		Surge Current (Max.) (Note 1) I _{F(surge)}
	VOLTS	VOLTS	AMPS		VOLTS	μA		AMPS
			100°C	150°C		25°C	150°C	
1N3611	200	240	1.0	.3	1.1	1.0	300	30
1N3612	400	480	1.0	.3	1.1	1.0	300	30
1N3613	600	720	1.0	.3	1.1	1.0	300	30
1N3614	800	920	1.0	.3	1.1	1.0	300	30
1N3957	1000	1150	1.0	.3	1.1	1.0	300	30

MECHANICAL CHARACTERISTICS

Case:	Digi A
Marking:	Body Painted, Alpha-Numeric
Polarity:	Cathode Band



	Digi A			
	Inches		Millimeters	
	Min	Max	Min	Max
BD	-	0.095	-	2.413
BL	-	0.180	-	4.572
LD	0.028	0.032	0.711	0.813
LL	0.700	-	17.800	-

1N3611-1N3614, 1N3957

STANDARD RECOVERY RECTIFIERS

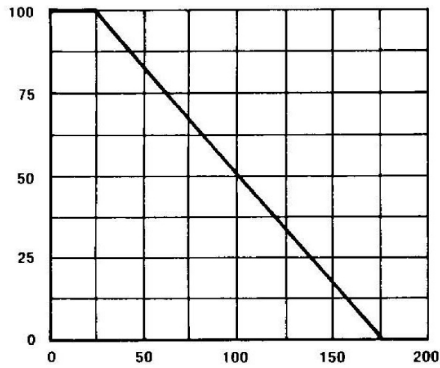


FIGURE 2
TEMPERATURE
DERATING CURVE

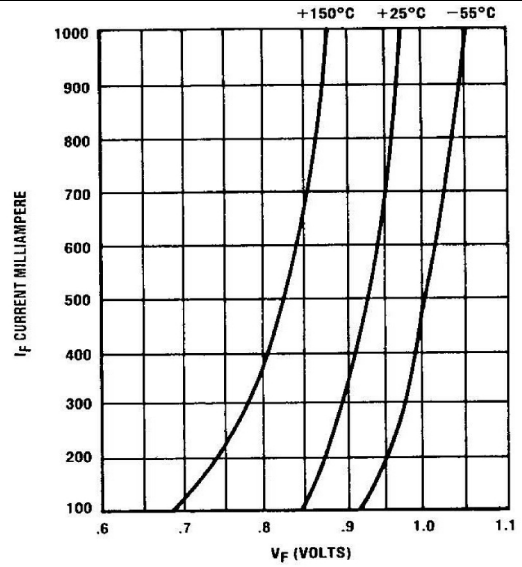


FIGURE 3
TYPICAL FORWARD
CONDUCTANCE CURVE

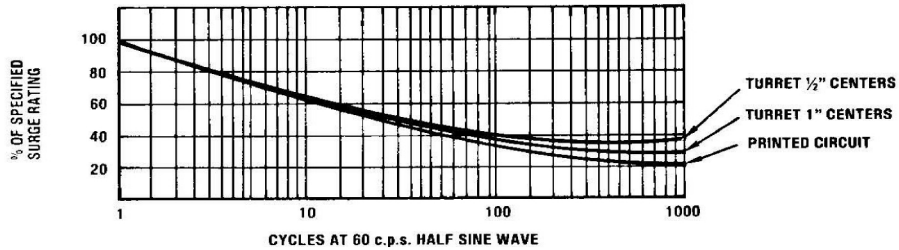


FIGURE 4
ALLOWABLE PEAK SURGE vs DURATION

