



DESCRIPTION

The 1N4448WTF is available in SOD-523 Package.


FEATURES

- Fast Switching Device ($t_{rr} < 4.0\text{ns}$)
- General Purpose Diodes
- Extremely Small SOD-523 Package
- Flat Lead SOD-523 Small Outline Plastic Package
- Surface Device Type Mounting
- Green EMC
- Matte Tin(Sn) Lead Finish
- Band Indicates Cathode
- Available in SOD-523 Package

ORDERING INFORMATION

Package Type	Part Number
SOD-523	1N4448WTF
Note	SPQ: 3,000pcs/Reel
AiT provides all RoHS Compliant Products	

PIN DESCRIPTION



Electrical Symbol



ABSOLUTE MAXIMUM RATINGS

T_A = 25°C

V _{RSM} , Non-Repetitive Peak Reverse Voltage	100V
V _{RRM} , Repetitive Peak Reverse Voltage	75V
I _{FRM} , Repetitive Peak Forward Current	300mA
I _O , Continuous Forward Current	150mA
I _{FSM} , Non-repetitive Peak Forward Surge Current (Pulse Width=1us)	2A
P _D , Power Dissipation	200mW
T _{STG} , Storage Temperature Range	-55°C ~ +150°C
T _J , Operating Junction Temperature	+150°C

Stresses above may cause permanent damage to the device. These are stress ratings only and functional operation of the device at these or any other conditions beyond those indicated in the Electrical Characteristics are not implied. Exposure to absolute maximum rating conditions for extended periods may affect device reliability.

ELECTRICAL CHARACTERISTICS

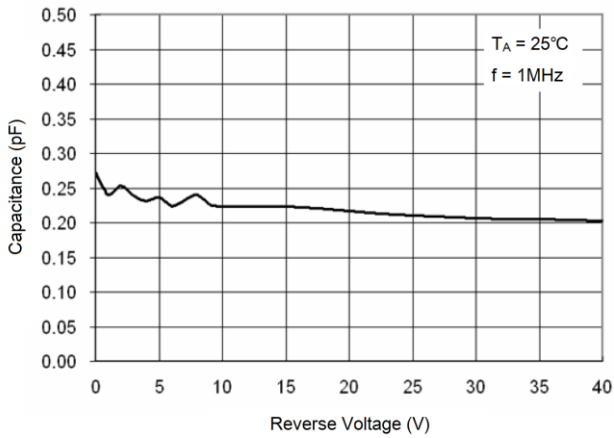
T_A = 25°C

Parameter	Symbol	Conditions	Min.	Typ.	Max	Unit
Breakdown Voltage	B _V	I _R =100μA	100	-	-	V
		I _R =5μA	75	-	-	
Reverse Leakage Current	I _R	V _R = 20V	-	-	25	nA
		V _R = 75V	-	-	5	μA
Forward Voltage	V _F	I _F = 5mA	0.62	-	-	V
		I _F = 10mA	-	-	1	
		I _F = 100mA	-	-	1	
Reverse Recovery Time	t _{rr}	I _F =10mA, I _R =60mA R _L =100Ω, I _{rr} =1mA	-	-	4	ns
Capacitance	C	V _R =0V, f=1MHz	-	-	4	pF

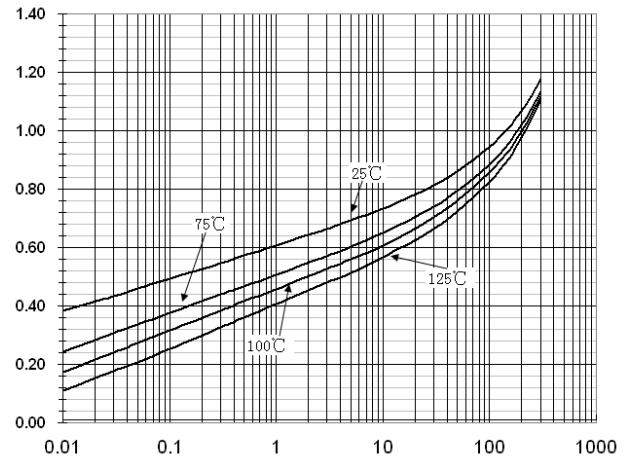


TYPICAL CHARACTERISTICS

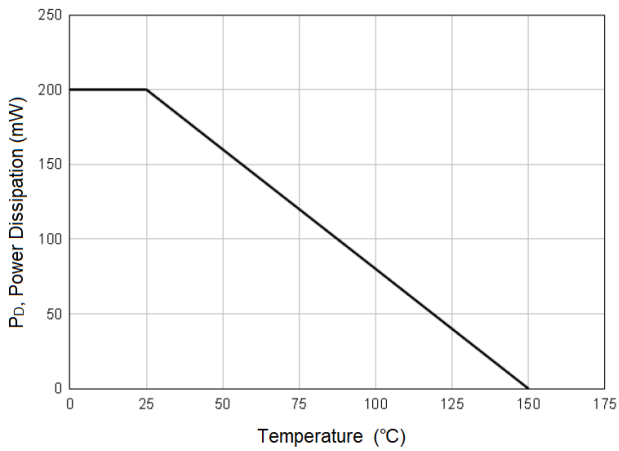
1. Total Capacitance



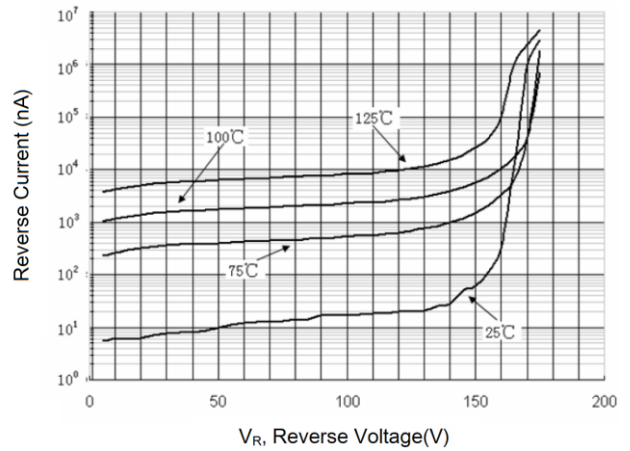
2. Forward Voltage(V) vs. Forward Current(mA)



3. Power Derating Curve



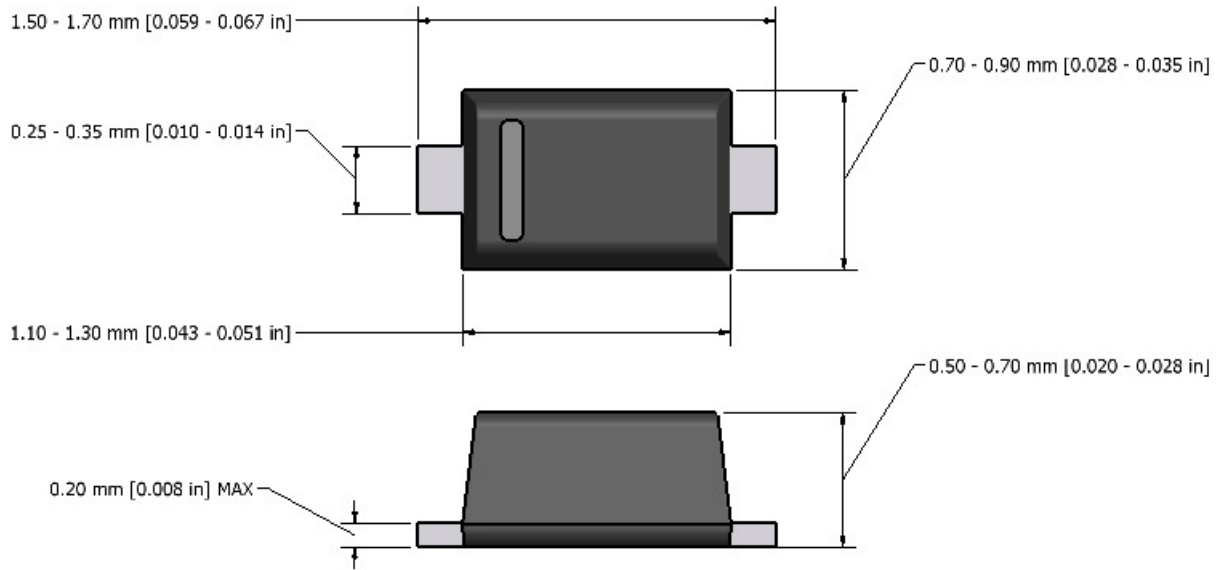
4. Reverse Current vs. Reverse Voltage





PACKAGE INFORMATION

Dimension in SOD-523 Package (Unit: mm)





IMPORTANT NOTICE

AiT Semiconductor Inc. (AiT) reserves the right to make changes to any its product, specifications, to discontinue any integrated circuit product or service without notice, and advises its customers to obtain the latest version of relevant information to verify, before placing orders, that the information being relied on is current.

AiT Semiconductor Inc.'s integrated circuit products are not designed, intended, authorized, or warranted to be suitable for use in life support applications, devices or systems or other critical applications. Use of AiT products in such applications is understood to be fully at the risk of the customer. As used herein may involve potential risks of death, personal injury, or server property, or environmental damage. In order to minimize risks associated with the customer's applications, the customer should provide adequate design and operating safeguards.

AiT Semiconductor Inc. assumes to no liability to customer product design or application support. AiT warrants the performance of its products of the specifications applicable at the time of sale.