

1N4565(A)-1N4584(A)

6.4V TEMPERATURE COMPENSATED ZENER DIODE

FEATURES

- Available as "HR" (high reliability) screened per MIL-PRF-19500, JANTX level. Add "HR" suffix to base part number.
- Available as non-RoHS (Sn/Pb plating), standard, and as RoHS by adding "-PBF" suffix.

MAXIMUM RATINGS

Characteristics	Value
Operating and storage temperatures	-65 to +175°C
DC power dissipation	500mW @ 50°C
Power derating	4mW/°C above 50°C
Solder temperature	260°C for 10 s maximum

$I_R = 2\mu\text{A}$ @ 25°C and $V_R = 3\text{V}$

ELECTRICAL CHARACTERISTICS

Part number (Note 1)	Zener test current (Note 3) I_{ZT}	Maximum voltage temperature coefficient			Maximum reverse current I_R @ 3 V	Maximum dynamic impedance (Note 2) Z_{ZT} @ I_{ZT}
	mA	$\alpha_{VZ} \pm\%/^{\circ}\text{C}$	$\pm\text{mV}/^{\circ}\text{C}$	Temp. range	μA	Ohms
1N4565	.5	0.01	.64	0 to 75°C	2.0	200
1N4565A	.5	0.01	.64	-55 to 100°C	2.0	200
1N4566	.5	0.005	.32	0 to 75°C	2.0	200
1N4566A	.5	0.005	.32	-55 to 100°C	2.0	200
1N4567	.5	0.002	.13	0 to 75°C	2.0	200
1N4567A	.5	0.002	.13	-55 to 100°C	2.0	200
1N4568	.5	0.001	.06	0 to 75°C	2.0	200
1N4568A	.5	0.001	.06	-55 to 100°C	2.0	200
1N4569	.5	0.0005	.03	0 to 75°C	2.0	200
1N4569A	.5	0.0005	.03	-55 to 100°C	2.0	200
1N4570	.5	0.01	.64	0 to 75°C	2.0	100
1N4570A	.5	0.01	.64	-55 to 100°C	2.0	100
1N4571	1.0	0.005	.32	0 to 75°C	2.0	100
1N4571A	1.0	0.005	.32	-55 to 100°C	2.0	100
1N4572	1.0	0.002	.13	0 to 75°C	2.0	100
1N4572A	1.0	0.002	.13	-55 to 100°C	2.0	100
1N4573	1.0	0.001	.06	0 to 75°C	2.0	100
1N4573A	1.0	0.001	.06	-55 to 100°C	2.0	100
1N4574	1.0	0.0005	.03	0 to 75°C	2.0	100
1N4574A	1.0	0.0005	.03	-55 to 100°C	2.0	100
1N4575	2.0	0.01	.64	0 to 75°C	2.0	50
1N4575A	2.0	0.01	.64	-55 to 100°C	2.0	50
1N4576	2.0	0.005	.32	0 to 75°C	2.0	50
1N4576A	2.0	0.005	.32	-55 to 100°C	2.0	50
1N4577	2.0	0.002	.13	0 to 75°C	2.0	50

1N4565(A)-1N4584(A)

6.4V TEMPERATURE COMPENSATED ZENER DIODE

ELECTRICAL CHARACTERISTICS

Part number (Note 1)	Zener test current (Note 3) I_{ZT}	Maximum voltage temperature coefficient			Maximum reverse current $I_R @ 3 V$	Maximum dynamic impedance (Note 2) $Z_{ZT} @ I_{ZT}$
	mA	$\alpha_{VZ} \pm \%/^{\circ}C$	$\pm mV/^{\circ}C$	Temp. range	μA	Ohms
1N4577A	2.0	0.002	.13	-55 to 100°C	2.0	50
1N4578	2.0	0.001	.06	0 to 75°C	2.0	50
1N4578A	2.0	0.001	.06	-55 to 100°C	2.0	50
1N4579	2.0	0.0005	.03	0 to 75°C	2.0	50
1N4579A	2.0	0.0005	.03	-55 to 100°C	2.0	50
1N4580	4.0	0.01	.64	0 to 75°C	2.0	25
1N4580A	4.0	0.01	.64	-55 to 100°C	2.0	25
1N4581	4.0	0.005	.32	0 to 75°C	2.0	25
1N4581A	4.0	.005	.32	-55 to 100°C	2.0	25
1N4582	4.0	.002	.13	0 to 75°C	2.0	25
1N4582A	4.0	.002	.13	-55 to 100°C	2.0	25
1N4583	4.0	.001	.06	0 to 75°C	2.0	25
1N4583A	4.0	.001	.06	-55 to 100°C	2.0	25
1N4584	4.0	.0005	.03	0 to 75°C	2.0	25
1N4584A	4.0	.0005	.03	-55 to 100°C	2.0	25

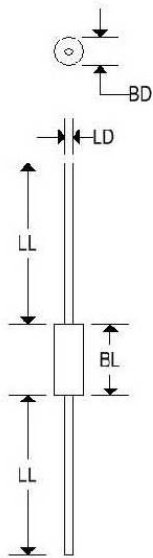
1. Standard Vz tolerance is 6.4V $\pm 5\%$. Tighter tolerances are available – contact Digitron.
2. Zener impedance is measured by superimposing 0.75 mA ac rms on 7.5 mA dc @ 25°C.
3. Voltage measurements to be performed 15 seconds after application of dc test current I_{ZT} .

1N4565(A)-1N4584(A)

6.4V TEMPERATURE COMPENSATED
ZENER DIODE

MECHANICAL CHARACTERISTICS

Case:	DO-7, hermetically sealed glass
Polarity:	Body painted, alpha-numeric
Lead finish:	Cathode band

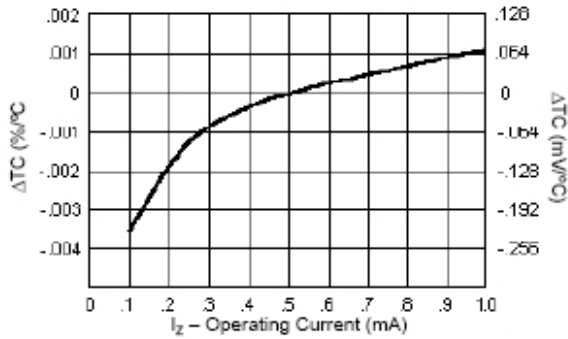


	DO-7			
	Inches		Millimeters	
	Min	Max	Min	Max
BD	-	0.107	-	2.718
BL	-	0.300	-	7.620
LD	0.018	0.022	0.457	0.559
LL	1.000	-	25.400	-

1N4565(A)-1N4584(A)

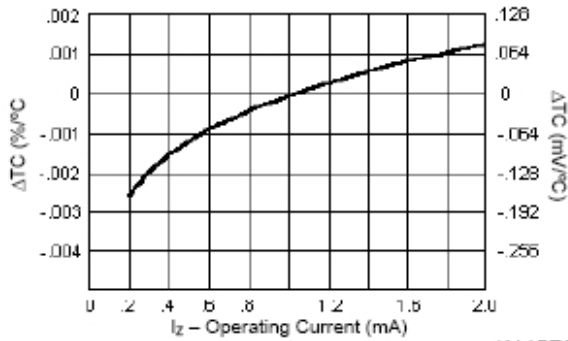
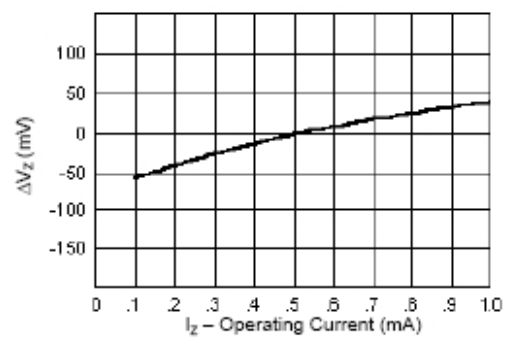
6.4V TEMPERATURE COMPENSATED ZENER DIODE

Typical change of
Temperature Coefficient
with change in
Operating Current



1N4565 - 1N4569A

Typical Change
in Zener Voltage
with change in
Operating Current



1N4570 - 1N4574A

