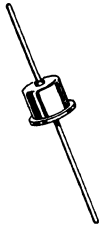


1N4719 thru 1N4725 (SILICON)
1N4997 thru 1N5003
MR1030 thru MR1036, MR1038, MR1040



CASE 60
 1N4719 THRU 1N4725
 MR1030A THRU MR1040A

CASE 70
 1N4997 thru 1N5003
 MR1030B THRU MR1040B

Silicon high-conductance rectifiers available in either axial-lead or single-ended packages. Type numbers shown have cathode connected to case. For anode-to-case connection, add suffix "R" to type number, i. e. 1N4719R

MAXIMUM RATINGS (Both Package Types) $T_A = 25^\circ\text{C}$ unless otherwise noted

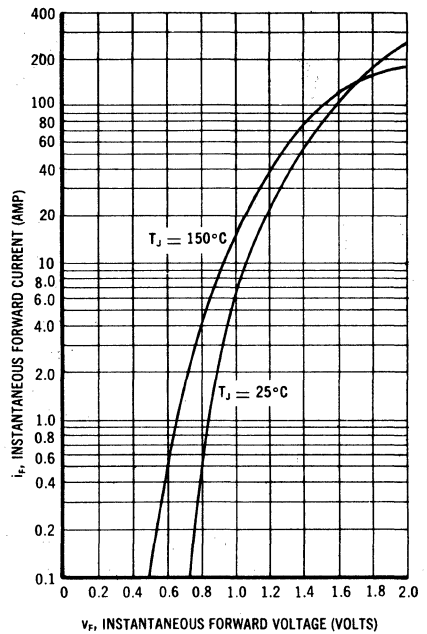
Rating	Symbol	1N 4719 MR 1030	1N 4720 MR 1031	1N 4721 MR 1032	MR 1033	1N 4722 MR 1034	MR 1035	1N 4723 MR 1036	1N 4724 MR 1038	1N 4725 MR 1040	Unit
Peak Repetitive Reverse Voltage Working Peak Reverse Voltage DC Blocking Voltage	V_{RM} (rep) V_{RM} (wkg) V_R	50	100	200	300	400	500	600	800	1000	Volts
Non-Repetitive Peak Reverse Voltage (one half-wave, single phase, 60 cycle peak)	V_{RM} (non-rep)	100	200	300	400	500	600	720	1000	1200	Volts
RMS Reverse Voltage	V_R	35	70	140	210	280	350	420	560	700	Volts
Average Rectified Forward Current (single phase, resistive load, 60 cps, $T_A = 75^\circ\text{C}$) see figure 4	I_O	3.0									Amp
Peak Repetitive Forward Current ($T_A = 75^\circ\text{C}$)	I_{FM} (rep)	25									Amp
Non-Repetitive Peak Surge Current (superimposed on rated current at rated voltage, $T_A = 75^\circ\text{C}$) see figure 1	I_{FM} (surge)	300 (for 1/2 cycle)									Amp
I^2t Rating (non-repetitive, 1 msec < t < 8.3 msec)	I^2t	185									$A_{(rms)}^2s$
Operating and Case Temperature	T_J, T_{stg}	-65 to + 175									$^\circ\text{C}$
Thermal Resistance	θ_{JA}	30									$^\circ\text{C}/\text{Watt}$

1N4719 thru 1N4725 (Continued)

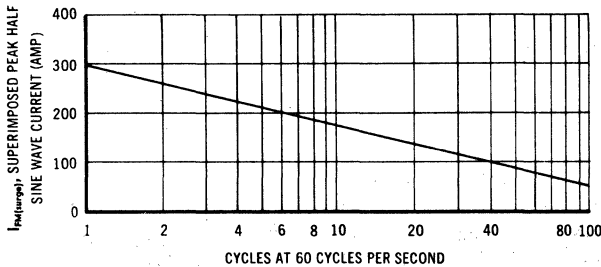
ELECTRICAL CHARACTERISTICS

Characteristic	Symbol	Max Limit	Unit
Full Cycle Average Forward Voltage Drop ($I_O = 3.0$ Amps and Rated V_F , $T_A = 75^\circ\text{C}$, Half Wave Rectifier)	$V_F(AV)$	0.45	Volts
DC Forward Voltage Drop ($I_F = 3.0$ A dc, $T_A = 25^\circ\text{C}$)	V_F	0.9	Volts
Full Cycle Average Reverse Current ($I_O = 3.0$ Amps and Rated V_R , $T_A = 75^\circ\text{C}$, Half Wave Rectifier)	$I_R(AV)$	1.5	mA
DC Reverse Current (Rated V_R , $T_A = 25^\circ\text{C}$)	I_R	0.5	mA

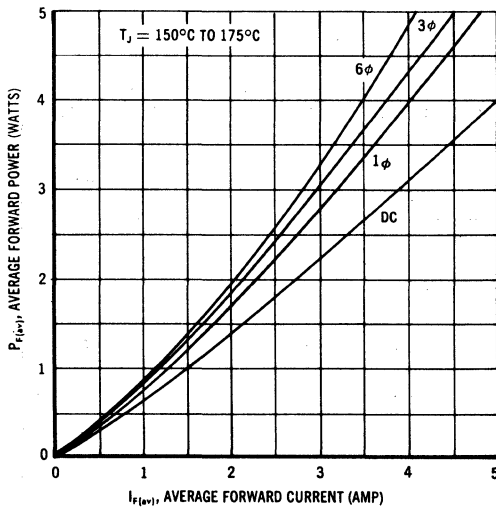
FORWARD VOLTAGE CHARACTERISTICS



MAXIMUM SURGE CURRENT $T_A = 75^\circ\text{C}$



MAXIMUM FORWARD POWER DISSIPATION versus AVERAGE FORWARD CURRENT



MAXIMUM FORWARD CURRENT versus AMBIENT TEMPERATURE

