

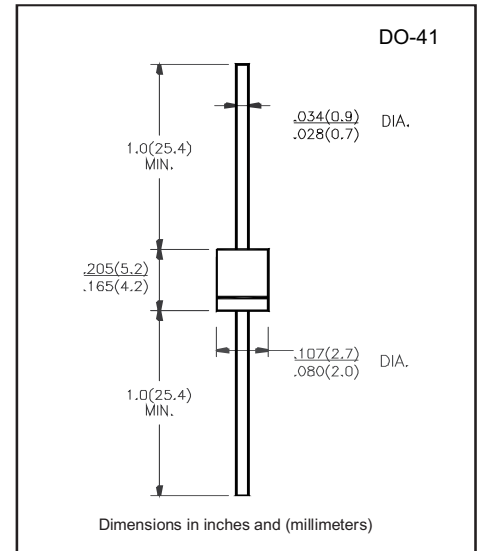
## FAST RECOVERY GLASS PASSIVATED RECTIFIER

### FEATURES

- Fast switching for high efficiency Glass passivated chip junction
- High current surge capability
- Low leakage
- High temperature soldering guaranteed  
260°C/10 seconds, 0.375"(9.5mm) lead length at 5 lbs (2.3kg) tension

### MECHANICAL DATA

- Case: Transfer molded plastic
- Epoxy: UL94V-0 rate flame retardant
- Polarity: Color band denotes cathode end
- Lead: Plated axial lead, solderable per MIL-STD-202E method 208C
- Mounting position: Any
- Weight: 0.012ounce, 0.33 gram



### MAXIMUM RATINGS AND ELECTRICAL CHARACTERISTICS

- Ratings at 25°C ambient temperature unless otherwise specified Single Phase, half wave, 60Hz, resistive or inductive load for capacitive load derate current by 20%

	SYMBOLS	1N4942G	1N4944G	1N4946G	1N4947G	1N4948G	UNIT
Maximum Repetitive Peak Reverse Voltage	$V_{RRM}$	200	400	600	800	1000	Volts
Maximum RMS Voltage	$V_{RMS}$	140	280	420	560	700	Volts
Maximum DC Blocking Voltage	$V_{DC}$	200	400	600	800	1000	Volts
Maximum Average Forward Rectified Current 0.375" (9.5mm) lead length at $T_A = 55^\circ\text{C}$	$I_{(AV)}$	1.0					Amp
Peak Forward Surge Current 8.3ms single half sine-wave superimposed on rated load (JEDEC method)	$I_{FSM}$	30					Amps
Maximum Instantaneous Forward Voltage at 1.0A	$V_F$	1.3					Volts
Maximum DC Reverse Current at rated DC Blocking Voltage	$I_R$	$T_A = 25^\circ\text{C}$ 5.0					$\mu\text{A}$
		$T_A = 125^\circ\text{C}$ 200					
Maximum Reverse Recovery Time(NOTE 3)	$t_{rr}$	150		250		500	nS
Typical Junction Capacitance (NOTE 1)	$C_J$	15					pF
Typical Thermal Resistance (NOTE 2)	$R_{\theta JA}$	50					°C/W
Operating Temperature Range	$T_J$	(-55 to +150)					°C
Storage Temperature Range	$T_{STG}$	(-55 to +150)					°C

#### Notes:

1. Measured at 1.0 MHz and applied reverse voltage of 4.0 Volts.
2. Thermal Resistance from Junction to Ambient at 0.375"(9.5mm) lead length, P.C board mounted.
3. Test conditions:  $I_F=0.5\text{A}$ ,  $I_R=1.0\text{A}$ ,  $I_{RR}=0.25\text{A}$ .

## FAST RECOVERY GLASS PASSIVATED RECTIFIER

### RATING AND CHARACTERISTIC CURVES 1N4942G - 1N4948G

FIG.1-TYPICAL FORWARD CURRENT DERATING CURVE

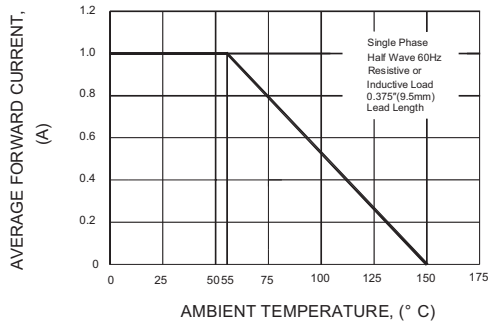


FIG.2-MAXIMUM NON-REPETITIVE PEAK FORWARD SURGE CURRENT

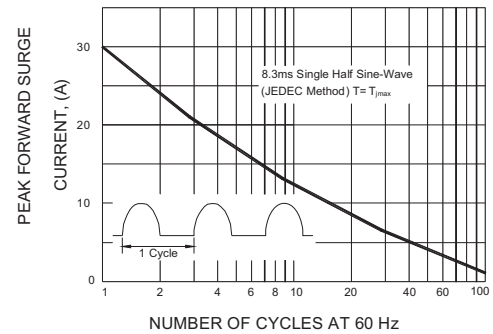


FIG.3-TYPICAL INSTANTANEOUS FORWARD CHARACTERISTICS

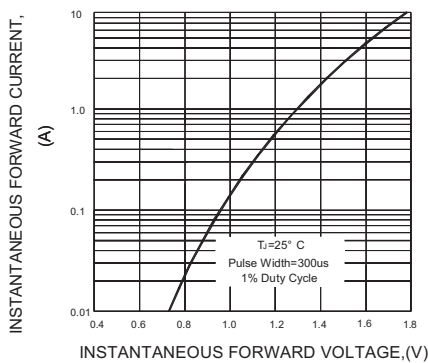


FIG.4-TYPICAL REVERSE CHARACTERISTICS

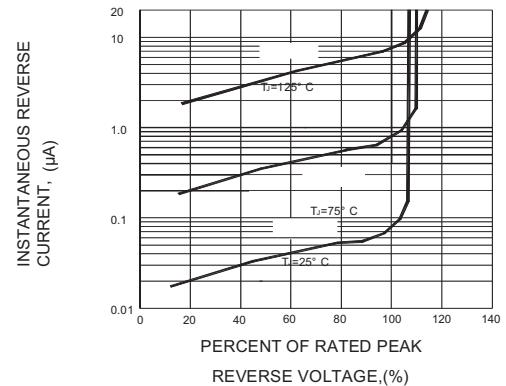


FIG.5-TYPICAL JUNCTION CAPACITANCE

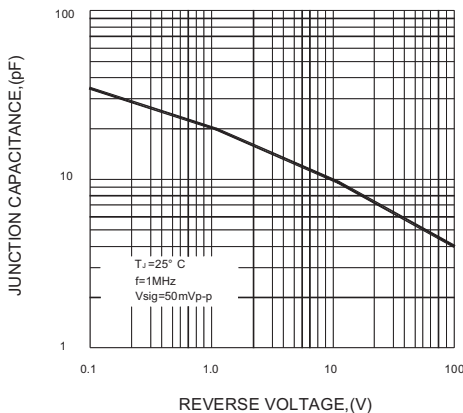
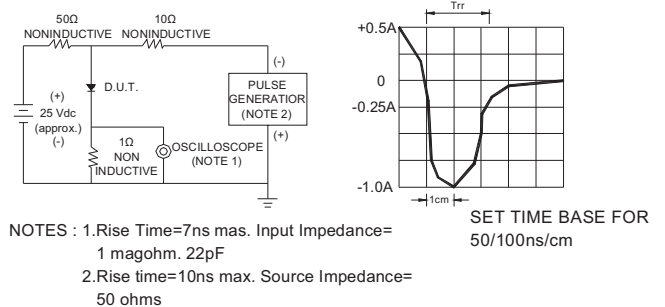


FIG.6-TEST CIRCUIT DIAGRAM AND REVERSE RECOVERY TIME CHARACTERISTIC



#### Disclaimer

All product, product specifications and data are subject to change without notice to improve reliability, function or design or otherwise.