


## Schottky Diodes

### Features

- For general purpose applications
- Metal-on-silicon Schottky barrier device which is protected by a PN junction guard ring. The low forward voltage drop and fast switching make it ideal for protection of MOS devices, steering, biasing and coupling diodes for fast switching and low logic level applications.
- This diode is also available in the MiniMELF case with type designation LL5711 and LL6263.



94 9367

### Mechanical Data

**Case:** DO-35 Glass Case

**Weight:** approx. 125 mg

**Packaging Codes/Options:**

TR / 10 k per 13 " reel (52 mm tape), 50 k/box

TAP / 10 k per Ammopack (52 mm tape), 50 k/box

### Parts Table

Part	Ordering code	Marking	Remarks
1N5711	1N5711-TR or 1N5711-TAP	-	Tape and Reel / Ammopack
1N6263	1N6263-TR or 1N6263-TAP	-	Tape and Reel / Ammopack

### Absolute Maximum Ratings

$T_{amb} = 25\text{ }^{\circ}\text{C}$ , unless otherwise specified

Parameter	Test condition	Part	Symbol	Value	Unit
Peak inverse voltage		1N5711	$V_{RRM}$	70	V
		1N6263	$V_{RRM}$	60	V
Power dissipation (infinite heatsink)			$P_{tot}$	400 <sup>1)</sup>	mW
Maximum single cycle surge 10 $\mu\text{s}$ square wave			$I_{FSM}$	2.0	A

<sup>1)</sup> Valid provided that leads at a distance of 4 mm from case are kept at ambient temperature

### Thermal Characteristics

$T_{amb} = 25\text{ }^{\circ}\text{C}$ , unless otherwise specified

Parameter	Test condition	Symbol	Value	Unit
Thermal resistance junction to ambient air		$R_{thJA}$	0.3 <sup>1)</sup>	$^{\circ}\text{C}/\text{mW}$
Junction temperature		$T_j$	125	$^{\circ}\text{C}$
Storage temperature range		$T_S$	- 55 to + 175	$^{\circ}\text{C}$

<sup>1)</sup> Valid provided that leads at a distance of 4 mm from case are kept at ambient temperature

### Electrical Characteristics

$T_{amb} = 25\text{ }^{\circ}\text{C}$ , unless otherwise specified

Parameter	Test condition	Part	Symbol	Min	Typ.	Max	Unit
Reverse breakdown voltage	$I_R = 10\text{ }\mu\text{A}$	1N5711	$V_R$	70			V
		1N6263	$V_R$	60			V
Leakage current	$V_R = 50\text{ V}$		$I_R$			200	nA
Forward voltage drop	$I_F = 1.0\text{ mA}$		$V_F$			0.41	V
	$I_F = 15\text{ mA}$		$V_F$			1.0	V
Junction capacitance	$V_R = 0\text{ V}$ , $f = 1.0\text{ MHz}$	1N5711	$C_{tot}$			2.0	pF
		1N6263	$C_{tot}$			2.2	pF
Reverse recovery time	$I_F = I_R = 5.0\text{ mA}$ , recover to 0.1 $I_R$		$t_{rr}$			1.0	ns

### Typical Characteristics ( $T_{amb} = 25\text{ }^{\circ}\text{C}$ unless otherwise specified)

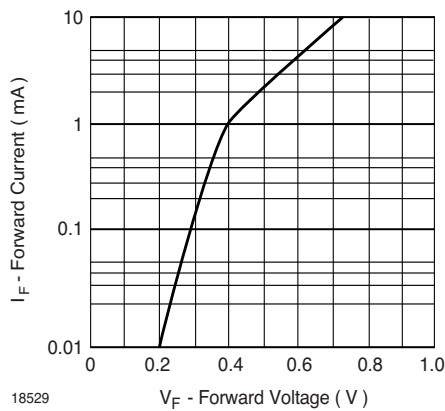


Fig. 1 Typical Variation of Forward Current vs. Forward Voltage

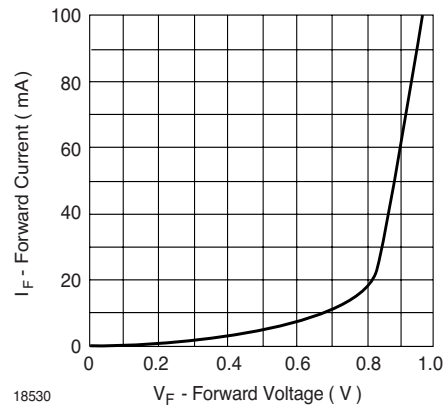


Fig. 2 Typical Forward Conduction Curve

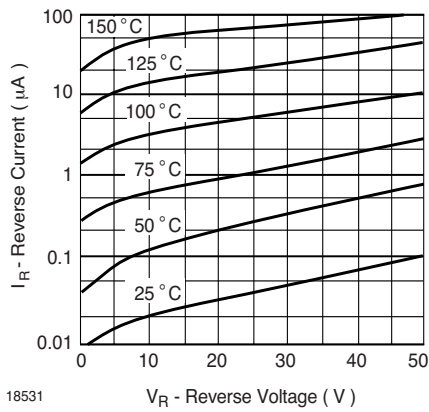


Fig. 3 Typical Variation of Reverse Current at Various Temperatures

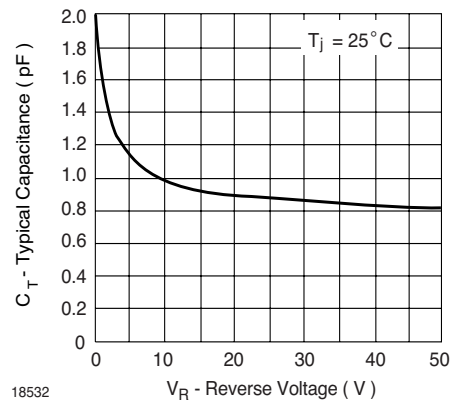
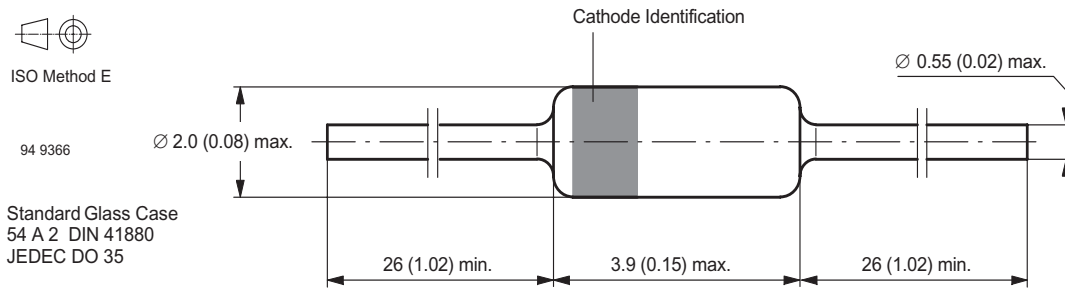


Fig. 4 Typical Capacitance Curve as a Function of Reverse Voltage

## Package Dimensions in mm (Inches)



### Ozone Depleting Substances Policy Statement

It is the policy of **Vishay Semiconductor GmbH** to

1. Meet all present and future national and international statutory requirements.
2. Regularly and continuously improve the performance of our products, processes, distribution and operating systems with respect to their impact on the health and safety of our employees and the public, as well as their impact on the environment.

It is particular concern to control or eliminate releases of those substances into the atmosphere which are known as ozone depleting substances (ODSs).

The Montreal Protocol (1987) and its London Amendments (1990) intend to severely restrict the use of ODSs and forbid their use within the next ten years. Various national and international initiatives are pressing for an earlier ban on these substances.

**Vishay Semiconductor GmbH** has been able to use its policy of continuous improvements to eliminate the use of ODSs listed in the following documents.

1. Annex A, B and list of transitional substances of the Montreal Protocol and the London Amendments respectively
2. Class I and II ozone depleting substances in the Clean Air Act Amendments of 1990 by the Environmental Protection Agency (EPA) in the USA
3. Council Decision 88/540/EEC and 91/690/EEC Annex A, B and C (transitional substances) respectively.

**Vishay Semiconductor GmbH** can certify that our semiconductors are not manufactured with ozone depleting substances and do not contain such substances.

**We reserve the right to make changes to improve technical design  
and may do so without further notice.**

Parameters can vary in different applications. All operating parameters must be validated for each customer application by the customer. Should the buyer use Vishay Semiconductors products for any unintended or unauthorized application, the buyer shall indemnify Vishay Semiconductors against all claims, costs, damages, and expenses, arising out of, directly or indirectly, any claim of personal damage, injury or death associated with such unintended or unauthorized use.

Vishay Semiconductor GmbH, P.O.B. 3535, D-74025 Heilbronn, Germany  
Telephone: 49 (0)7131 67 2831, Fax number: 49 (0)7131 67 2423



### Notice

Specifications of the products displayed herein are subject to change without notice. Vishay Intertechnology, Inc., or anyone on its behalf, assumes no responsibility or liability for any errors or inaccuracies.

Information contained herein is intended to provide a product description only. No license, express or implied, by estoppel or otherwise, to any intellectual property rights is granted by this document. Except as provided in Vishay's terms and conditions of sale for such products, Vishay assumes no liability whatsoever, and disclaims any express or implied warranty, relating to sale and/or use of Vishay products including liability or warranties relating to fitness for a particular purpose, merchantability, or infringement of any patent, copyright, or other intellectual property right.

The products shown herein are not designed for use in medical, life-saving, or life-sustaining applications. Customers using or selling these products for use in such applications do so at their own risk and agree to fully indemnify Vishay for any damages resulting from such improper use or sale.