

1N5711W

Surface Mount Schottky Barrier Diode



Voltage Range
70 Volts
250m Watts Power Dissipation

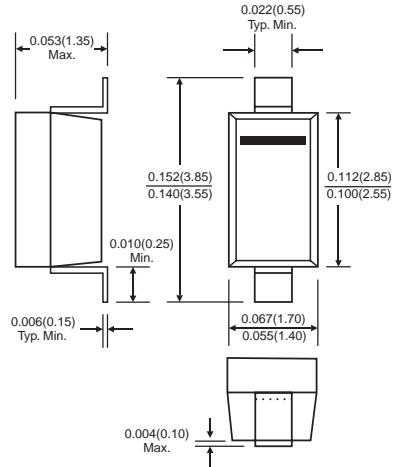
SOD-123

Features

- ✧ Low forward voltage drop
- ✧ Guard Ring Construction for Transient Protection
- ✧ Fast switching time
- ✧ Low Reverse Capacitance
- ✧ Surface mount package ideally suited for automatic insertion

Mechanical Data

- ✧ Case: SOD-123, Plastic
- ✧ Polarity: Cathode Band
- ✧ Marking: Date Code and Type Code
Type Code: SA
- ✧ Weight: 0.01 grams (approx.)



Dimensions in inches and (millimeters)

Maximum Ratings and Electrical Characteristics

Rating at 25°C ambient temperature unless otherwise specified.

Maximum Ratings

Type Number	Symbol	1N5711W	Units
Peak Repetitive Reverse Voltage	VRRM		
Working Peak Reverse Voltage	VRWM	70	V
DC Blocking Voltage	VR		
RMS Reverse Voltage	VR(RMS)	49	V
Maximum Forward Current	IFM	15	mA
Power Dissipation (Note 1)	Pd	250	mW
Thermal Resistance Junction to Ambient Air (Note 1)	R _{θJA}	600	K/W
Operating and Storage Temperature Range	T _J , T _{STG}	-65 to + 175	°C

Electrical Characteristics

Type Number	Symbol	Min	Typ	Max	Units
Reverse Breakdown Voltage IR=10uA	V(BR)	70	-	-	V
Reverse Leakage Current VR=50V	IR	-	-	200	nA
Forward Voltage Drop IF=1.0mA	VF	70	-	0.41	V
		-	-	1.0	
Junction Capacitance VR=0, f=1.0MHz	Cj	-	-	2.0	pF
Reverse Recovery Time (Note 2)	trr	-	-	1.0	nS

Notes: 1. Valid Provided that Terminals are Kept at Ambient Temperature.

2. Reverse Recovery Test Conditions: IF=IR=10mA, Irr=0.1 x IR, RL=100Ω.

RATINGS AND CHARACTERISTIC CURVES (1N5711W)

FIG.1- TYPICAL FORWARD CHARACTERISTIC VARIATIONS FOR PRIMARY CONDUCTION

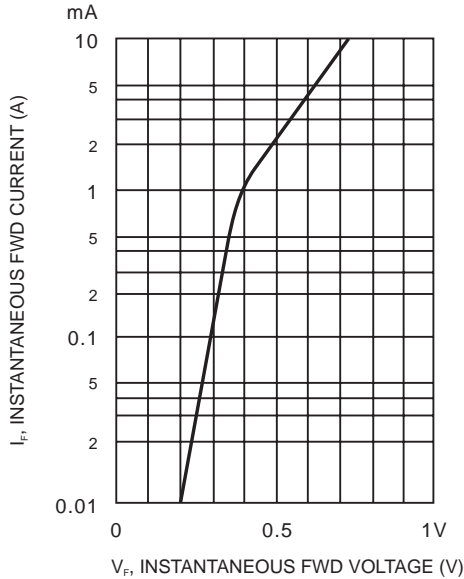


FIG.2- TYP. JUNCTION CAPACITANCE VS REVERSE VOLTAGE

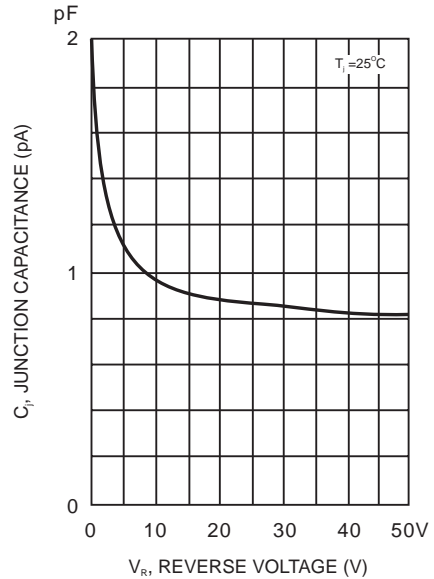


FIG.3- TYPICAL REVERSE CHARACTERISTICS

