

# 1PSxSB17

4 V, 30 mA low  $C_d$  Schottky barrier diode

Rev. 06 — 4 April 2005

Product data sheet

## 1. Product profile

### 1.1 General description

Planar low capacitance Schottky barrier diode encapsulated in a very small SMD plastic package.

Table 1: Product overview

Type number	Package		Configuration
	Nexperia	JEITA	
1PS66SB17	SOT666	-	triple isolated diode
1PS76SB17	SOD323	SC-76	single diode
1PS79SB17	SOD523	SC-79	single diode

### 1.2 Features

- Very low diode capacitance
- Very low forward voltage
- Very small SMD plastic packages

### 1.3 Applications

- Digital applications:
  - ◆ Ultra high-speed switching
  - ◆ Clamping circuits.
- RF applications:
  - ◆ Diode ring mixer
  - ◆ RF detector
  - ◆ RF voltage doubler

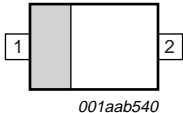

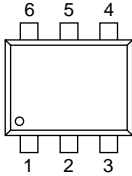
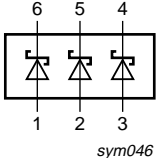
### 1.4 Quick reference data

Table 2: Quick reference data

Symbol	Parameter	Conditions	Min	Typ	Max	Unit
$I_F$	continuous forward current		-	-	30	mA
$V_R$	continuous reverse voltage		-	-	4	V
$C_d$	diode capacitance		-	0.8	1	pF

## 2. Pinning information

Table 3: Pinning

Pin	Description	Simplified outline	Symbol
<b>SOD323 (SC-76); SOD523 (SC-79)</b>			
1	cathode	 <p>001aab540</p>	 <p>sym001</p>
2	anode		
<b>SOT666</b>			
1	anode (diode 1)		 <p>sym046</p>
2	anode (diode 2)		
3	anode (diode 3)		
4	cathode (diode 3)		
5	cathode (diode 2)		
6	cathode (diode 1)		

[1] The marking bar indicates the cathode.

## 3. Ordering information

Table 4: Ordering information

Type number	Package		
	Name	Description	Version
1PS66SB17	-	plastic surface mounted package; 6 leads	SOT666
1PS76SB17	SC-76	plastic surface mounted package; 2 leads	SOD323
1PS79SB17	SC-79	plastic surface mounted package; 2 leads	SOD523

## 4. Marking

Table 5: Marking codes

Type number	Marking code
1PS66SB17	N2
1PS76SB17	S7
1PS79SB17	T2

## 5. Limiting values

Table 6: Limiting values

In accordance with the Absolute Maximum Rating System (IEC 60134).

Symbol	Parameter	Conditions	Min	Max	Unit
$V_R$	continuous reverse voltage		-	4	V
$I_F$	continuous forward current		-	30	mA

**Table 6: Limiting values ...continued**

In accordance with the Absolute Maximum Rating System (IEC 60134).

Symbol	Parameter	Conditions	Min	Max	Unit
$T_j$	junction temperature		-	150	°C
$T_{amb}$	ambient temperature		-65	+150	°C
$T_{stg}$	storage temperature		-65	+150	°C

## 6. Thermal characteristics

**Table 7: Thermal characteristics**

Symbol	Parameter	Conditions	Min	Typ	Max	Unit
$R_{th(j-a)}$	thermal resistance from junction to ambient;	in free air	[1]			
	SOD323		[2]	-	450	K/W
	SOD523		[3]	-	450	K/W
	SOT666		[4]	-	700	K/W

[1] For Schottky barrier diodes, thermal run-away has to be considered as in some applications the reverse power losses  $P_R$  are a significant part of the total power losses. Nomograms for determining the reverse power losses  $P_R$  and  $I_{F(AV)}$  rating will be available on request.

[2] Refer to SOD323 (SC-76) standard mounting conditions.

[3] Refer to SOD523 (SC-79) standard mounting conditions.

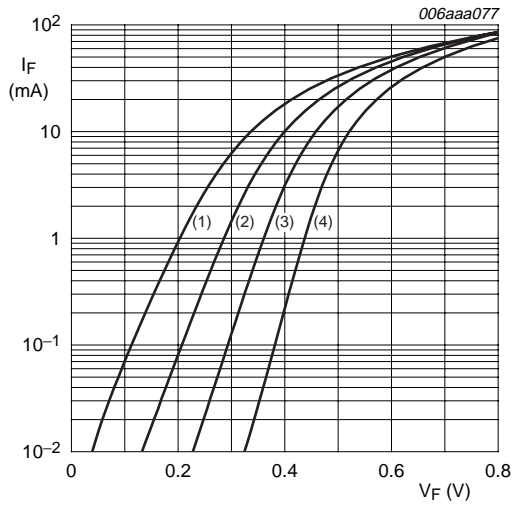
[4] Refer to SOT666 standard mounting conditions.

## 7. Characteristics

**Table 8: Characteristics** $T_{amb} = 25^\circ\text{C}$  unless otherwise specified.

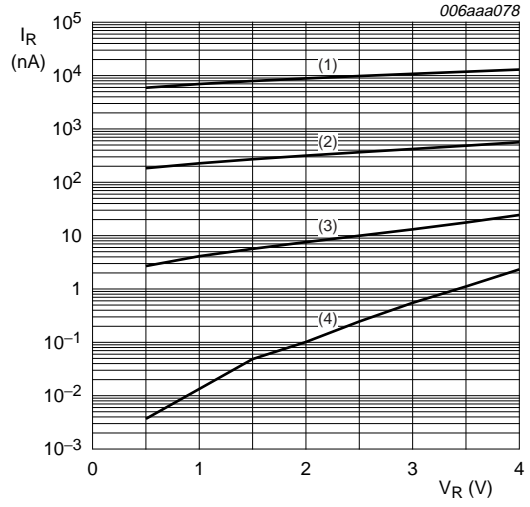
Symbol	Parameter	Conditions	Min	Typ	Max	Unit
$V_F$	forward voltage	see <a href="#">Figure 1</a> ;	[1]			
		$I_F = 0.1\text{ mA}$	-	300	350	mV
		$I_F = 1\text{ mA}$	-	360	450	mV
		$I_F = 10\text{ mA}$	-	470	600	mV
$I_R$	reverse current	$V_R = 3\text{ V}$ ; see <a href="#">Figure 2</a>	-	-	250	nA
$C_d$	diode capacitance	see <a href="#">Figure 3</a> ;				
		$V_R = 0\text{ V}$ ; $f = 1\text{ MHz}$	-	0.8	1	pF
		$V_R = 0.5\text{ V}$ ; $f = 1\text{ MHz}$	-	0.65	-	pF

[1] Pulse test:  $t_p \leq 300\text{ }\mu\text{s}$ ;  $\delta \leq 0.02$ .



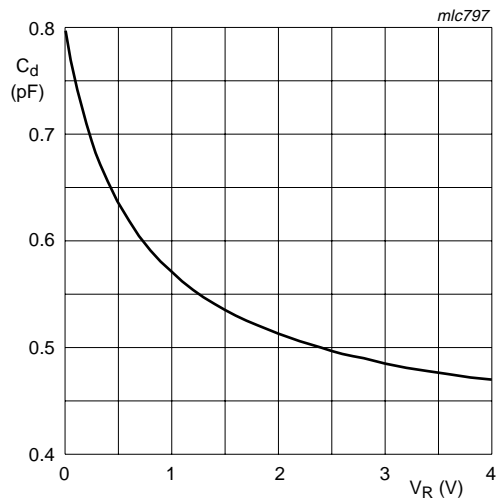
- (1)  $T_{amb} = 150\text{ °C}$
- (2)  $T_{amb} = 85\text{ °C}$
- (3)  $T_{amb} = 25\text{ °C}$
- (4)  $T_{amb} = -40\text{ °C}$

**Fig 1. Forward current as a function of forward voltage; typical values.**



- (1)  $T_{amb} = 150\text{ °C}$
- (2)  $T_{amb} = 85\text{ °C}$
- (3)  $T_{amb} = 25\text{ °C}$
- (4)  $T_{amb} = -40\text{ °C}$

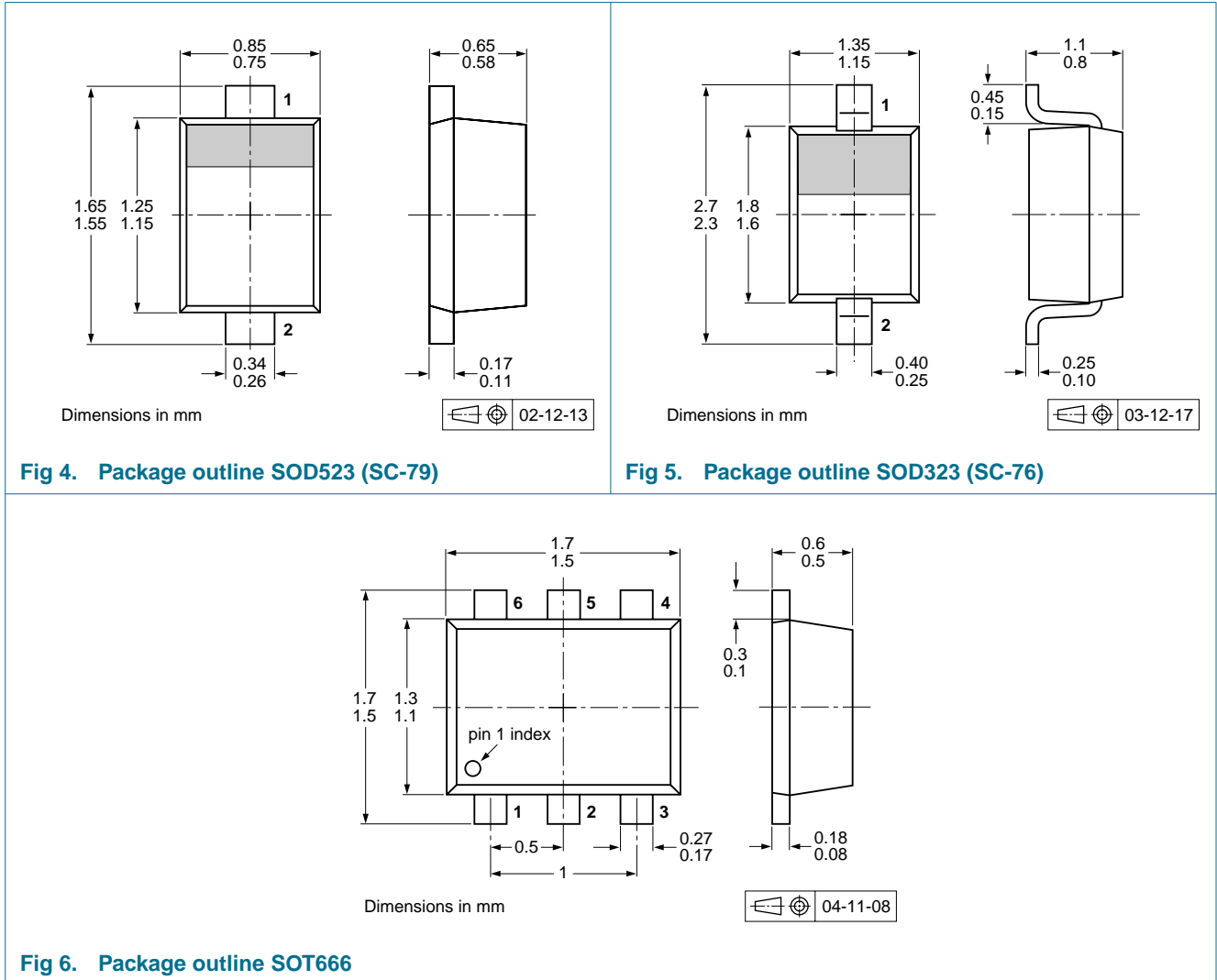
**Fig 2. Reverse current as a function of reverse voltage; typical values.**



$T_{amb} = 25\text{ °C}; f = 1\text{ MHz}$

**Fig 3. Diode capacitance as a function of reverse voltage; typical values.**

## 8. Package outline



## 9. Packing information

**Table 9: Packing methods**

The indicated -xxx are the last three digits of the 12NC ordering code. [1]

Type number	Package	Description	Packing quantity		
			3000	4000	10000
1PS66SB17	SOT666	4 mm pitch, 8 mm tape and reel	-	-115	-
1PS76SB17	SOD323	4 mm pitch, 8 mm tape and reel	-115		-135
1PS79SB17	SOD523	4 mm pitch, 8 mm tape and reel	-115		-135

[1] For further information and the availability of packing methods, see [Section 14](#).

## 10. Revision history

Table 10: Revision history

Document ID	Release date	Data sheet status	Change notice	Doc. number	Supersedes
1PSXSB17_6	20170404	Product data sheet	-	9397 750 14587	1PS76SB17_1 PS79SB17_5
Modifications:		<ul style="list-style-type: none"> <li>Type number 1PS66SB17 added</li> </ul>			
1PS76SB17_1PS79SB17_5	20171028	Product data sheet	-	9397 750 13733	1PS76SB17_4
1PS76SB17_4	20170126	Product data sheet	-	9397 750 12618	1PS76SB17_3
1PS76SB17_3	20020809	Product data sheet	-	9397 750 10174	1PS76SB17_2
1PS76SB17_2	19990525	Preliminary data sheet	-	9397 750 05893	1PS76SB17_1
1PS76SB17_1	19961014	Preliminary data sheet	-	9397 750 01342	-

## 11. Data sheet status

Level	Data sheet status <sup>[1]</sup>	Product status <sup>[2]</sup> <sup>[3]</sup>	Definition
I	Objective data	Development	This data sheet contains data from the objective specification for product development. Nexperia reserves the right to change the specification in any manner without notice.
II	Preliminary data	Qualification	This data sheet contains data from the preliminary specification. Supplementary data will be published at a later date. Nexperia reserves the right to change the specification without notice, in order to improve the design and supply the best possible product.
III	Product data	Production	This data sheet contains data from the product specification. Nexperia reserves the right to make changes at any time in order to improve the design, manufacturing and supply. Relevant changes will be communicated via a Customer Product/Process Change Notification (CPCN).

[1] Please consult the most recently issued data sheet before initiating or completing a design.

[2] The product status of the device(s) described in this data sheet may have changed since this data sheet was published. The latest information is available on the Internet at URL <http://www.nexperia.com>.

[3] For data sheets describing multiple type numbers, the highest-level product status determines the data sheet status.

## 12. Definitions

**Short-form specification** — The data in a short-form specification is extracted from a full data sheet with the same type number and title. For detailed information see the relevant data sheet or data handbook.

**Limiting values definition** — Limiting values given are in accordance with the Absolute Maximum Rating System (IEC 60134). Stress above one or more of the limiting values may cause permanent damage to the device. These are stress ratings only and operation of the device at these or at any other conditions above those given in the Characteristics sections of the specification is not implied. Exposure to limiting values for extended periods may affect device reliability.

**Application information** — Applications that are described herein for any of these products are for illustrative purposes only. Nexperia make no representation or warranty that such applications will be suitable for the specified use without further testing or modification.

## 13. Disclaimers

**Life support** — These products are not designed for use in life support appliances, devices, or systems where malfunction of these products can reasonably be expected to result in personal injury. Nexperia customers using or selling these products for use in such applications do so at their own risk and agree to fully indemnify Nexperia for any damages resulting from such application.

**Right to make changes** — Nexperia reserves the right to make changes in the products - including circuits, standard cells, and/or software - described or contained herein in order to improve design and/or performance. When the product is in full production (status 'Production'), relevant changes will be communicated via a Customer Product/Process Change Notification (CPCN). Nexperia assumes no responsibility or liability for the use of any of these products, conveys no license or title under any patent, copyright, or mask work right to these products, and makes no representations or warranties that these products are free from patent, copyright, or mask work right infringement, unless otherwise specified.

## 14. Contact information

For additional information, please visit: <http://www.nexperia.com>

For sales office addresses, send an email to: [salesaddresses@nexperia.com](mailto:salesaddresses@nexperia.com)

## 15. Contents

<b>1</b>	<b>Product profile</b> .....	<b>1</b>
1.1	General description .....	1
1.2	Features .....	1
1.3	Applications .....	1
1.4	Quick reference data .....	1
<b>2</b>	<b>Pinning information</b> .....	<b>2</b>
<b>3</b>	<b>Ordering information</b> .....	<b>2</b>
<b>4</b>	<b>Marking</b> .....	<b>2</b>
<b>5</b>	<b>Limiting values</b> .....	<b>2</b>
<b>6</b>	<b>Thermal characteristics</b> .....	<b>3</b>
<b>7</b>	<b>Characteristics</b> .....	<b>3</b>
<b>8</b>	<b>Package outline</b> .....	<b>5</b>
<b>9</b>	<b>Packing information</b> .....	<b>5</b>
<b>10</b>	<b>Revision history</b> .....	<b>6</b>
<b>11</b>	<b>Data sheet status</b> .....	<b>7</b>
<b>12</b>	<b>Definitions</b> .....	<b>7</b>
<b>13</b>	<b>Disclaimers</b> .....	<b>7</b>
<b>14</b>	<b>Contact information</b> .....	<b>7</b>

© Nexperia B.V. 2017

All rights are reserved. Reproduction in whole or in part is prohibited without the prior written consent of the copyright owner. The information presented in this document does not form part of any quotation or contract, is believed to be accurate and reliable and may be changed without notice. No liability will be accepted by the publisher for any consequence of its use. Publication thereof does not convey nor imply any license under patent- or other industrial or intellectual property rights.

Date of release: 4 April 2005  
Document number: 9397 750 14587

Published in The Netherlands