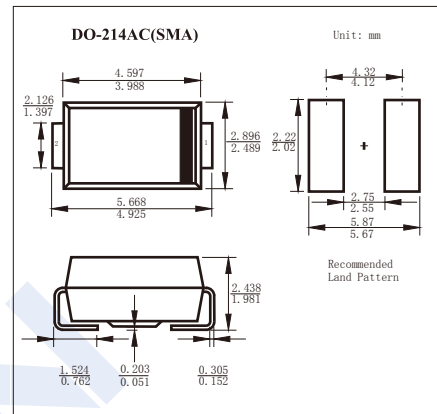


Zener Diodes

1SMA4728~4764

■ Features

- Low profile package
- Typical IR less than 5.0 μ A above 11V



■ Absolute Maximum Ratings $T_a = 25^\circ\text{C}$

Parameter	Symbol	Rating	Unit
Peak forward surge current	I_{FM}	10	A
Power Dissipation	P_d	1.0	W
Junction Temperature	T_J	150	°C
Storage temperature range	T_{stg}	-55 to 150	

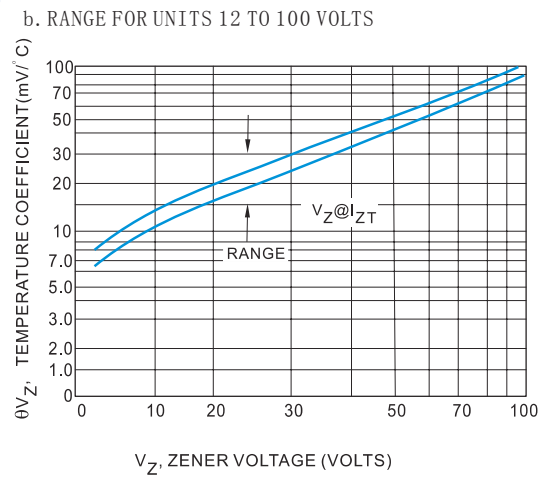
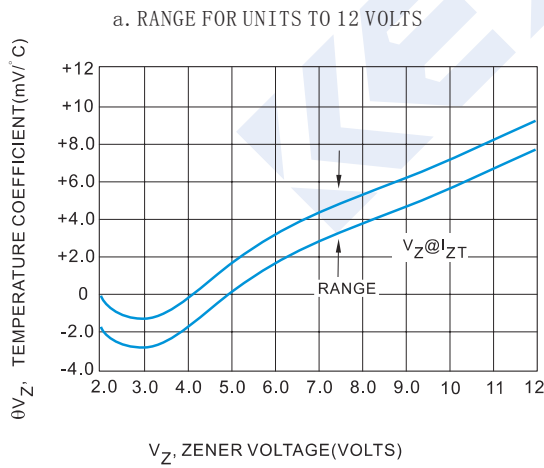
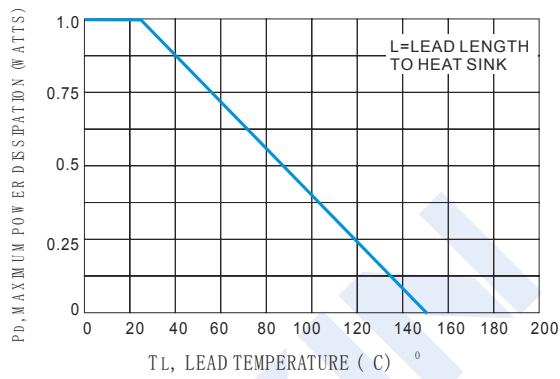
1SMA4728~4764

■ Electrical Characteristics Ta = 25°C

Part Number	V _Z @ I _{ZT}			Maximum Zener Impedance				Maximum Leakage Current		Marking Code	Package
				Z _{ZT} @ I _{ZT}		Z _{ZK} @ I _{ZK}		I _R @ V _R			
	Nom. V	Min. V	Max. V	Ω	mA	Ω	mA	μA	V		
1.0 Watt ZENER Diodes -- continued											
1SMA4728	3.3	3.1	3.5	10.0	76.0	400	1.00	100	1.0	728B	SMA
1SMA4729	3.6	3.4	3.8	10.0	69.0	400	1.00	100	1.0	729B	SMA
1SMA4730	3.9	3.7	4.1	9.0	64.0	400	1.00	50	1.0	730B	SMA
1SMA4731	4.3	4.1	4.5	9.0	58.0	400	1.00	10	1.0	731B	SMA
1SMA4732	4.7	4.5	4.9	8.0	53.0	500	1.00	10	1.0	732B	SMA
1SMA4733	5.1	4.8	5.4	7.0	49.0	550	1.00	10	1.0	733B	SMA
1SMA4734	5.6	5.3	5.9	5.0	45.0	600	1.00	10	2.0	734B	SMA
1SMA4735	6.2	5.9	6.5	2.0	41.0	700	1.00	10	3.0	735B	SMA
1SMA4736	6.8	6.5	7.1	3.5	37.0	700	1.00	10	4.0	736B	SMA
1SMA4737	7.5	7.1	7.9	4.0	34.0	700	0.50	10	5.0	737B	SMA
1SMA4738	8.2	7.8	8.6	4.5	31.0	700	0.50	10	6.0	738B	SMA
1SAM4739	9.1	8.6	9.6	5.0	28.0	700	0.50	10	7.0	739B	SMA
1SMA4740	10.0	9.5	10.5	7.0	25.0	700	0.25	10	7.6	740B	SMA
1SMA4741	11.0	10.5	11.6	8.0	23.0	700	0.25	0.1	8.4	741B	SMA
1SMA4742	12.0	11.4	12.6	9.0	21.0	700	0.25	0.1	9.1	742B	SMA
1SMA4743	13.0	12.4	13.7	10.0	19.0	700	0.25	0.1	9.9	743B	SMA
1SMA4744	15.0	14.3	15.8	14.0	17.0	700	0.25	0.1	11.4	744B	SMA
1SMA4745	16.0	15.2	16.8	16.0	15.5	700	0.25	0.1	12.2	745B	SMA
1SMA4746	18.0	17.1	18.9	20.0	14.0	750	0.25	0.1	13.7	746B	SMA
1SMA4747	20.0	19.0	21.0	22.0	12.5	750	0.25	0.1	15.2	747B	SMA
1SMA4748	22.0	20.9	23.1	23.0	11.5	750	0.25	0.1	16.7	748B	SMA
1SMA4749	24.0	22.8	25.2	25.0	10.5	750	0.25	0.1	18.2	749B	SMA
1SMA4750	27.0	25.7	28.4	35.0	9.5	750	0.25	0.1	20.6	750B	SMA
1SMA4751	30.0	28.5	31.5	40.0	8.5	1000	0.25	0.1	22.8	751B	SMA
1SMA4752	33.0	31.4	34.7	45.0	7.5	1000	0.25	0.1	25.1	752B	SMA
1SMA4753	36.0	34.2	37.8	50.0	7.0	1000	0.25	0.1	27.4	753B	SMA
1SMA4754	39.0	37.1	41	60.0	6.5	1000	0.25	0.1	29.7	754B	SMA
1SMA4755	43.0	40.9	45.2	70.0	6.0	1500	0.25	0.1	32.7	755B	SMA
1SMA4756	47.0	44.7	49.4	80.0	5.5	1500	0.25	0.1	35.8	756B	SMA
1SMA4757	51.0	48.5	53.6	95.0	5.0	1500	0.25	0.1	38.8	757B	SMA
1SMA4758	56.0	53.2	58.8	110	4.5	2000	0.25	0.1	42.6	758B	SMA
1SMA4759	62.0	58.9	65.1	125	4.0	2000	0.25	0.1	47.1	759B	SMA
1SMA4760	68.0	64.6	71.4	150	3.7	2000	0.25	0.1	51.7	760B	SMA
1SMA4761	75.0	71.3	78.8	175	3.3	2000	0.25	0.1	56.0	761B	SMA
1SMA4762	82.0	77.9	86.1	200	3.0	3000	0.25	0.1	62.2	762B	SMA
1SMA4763	91.0	86.5	95.6	250	2.8	3000	0.25	0.1	69.2	763B	SMA
1SMA4764	100	95.0	105	350	2.5	3000	0.25	0.1	76.0	764B	SMA

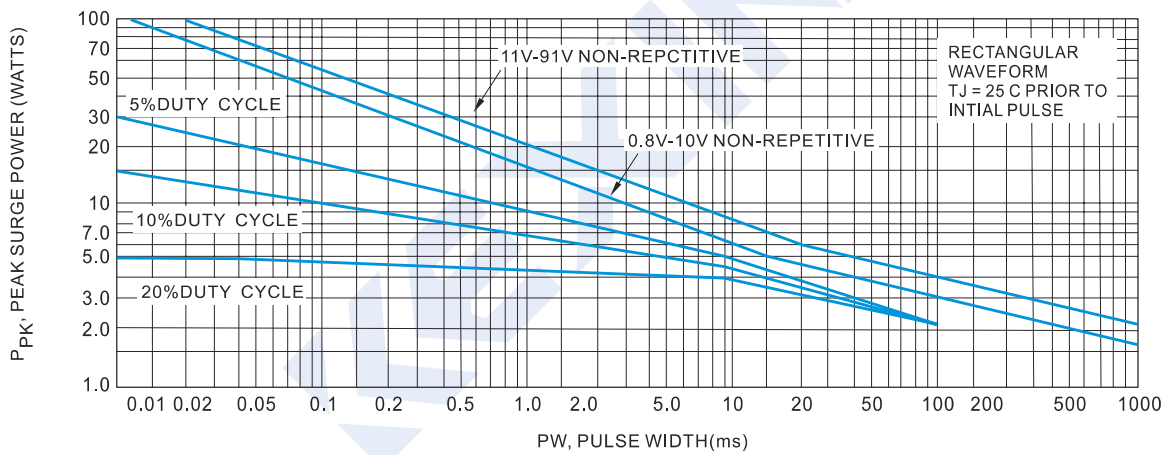
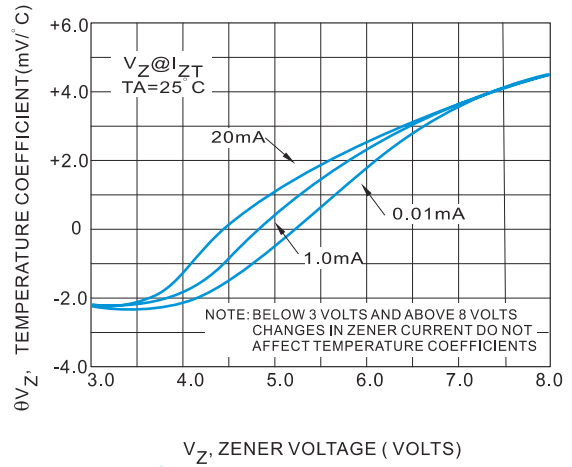
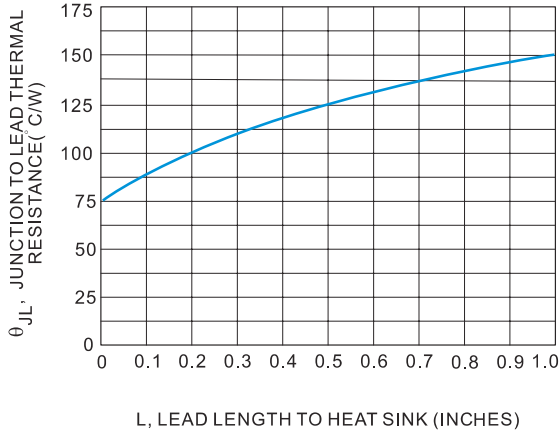
1SMA4728~4764

■ Typical Characteristics

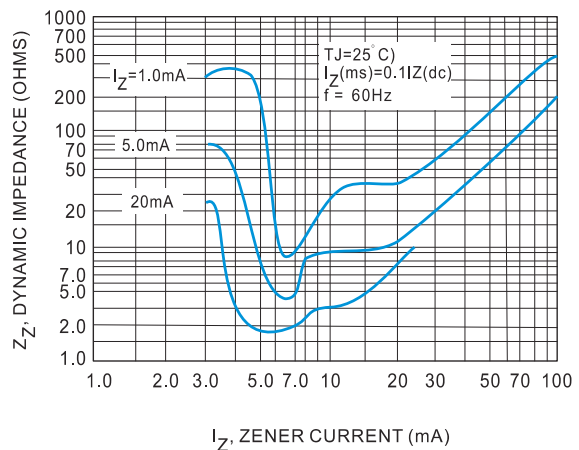
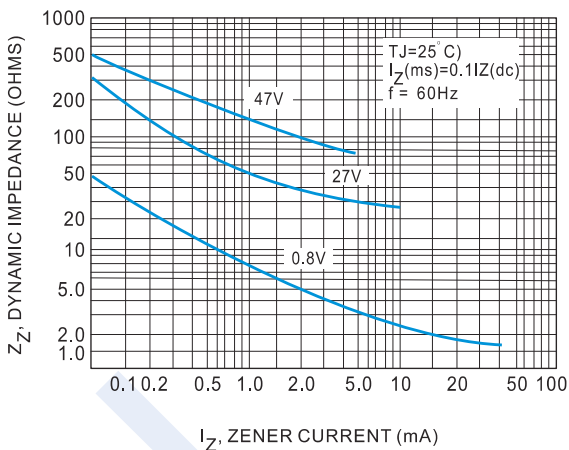


1SMA4728~4764

Typical Characteristics



This graph represents 90 percentile data points.
FOR worst-case design characteristics, multiply surge power by 2/3



1SMA4728~4764

■ Typical Characteristics

