

1SMA5913B THRU 1SMA5956B

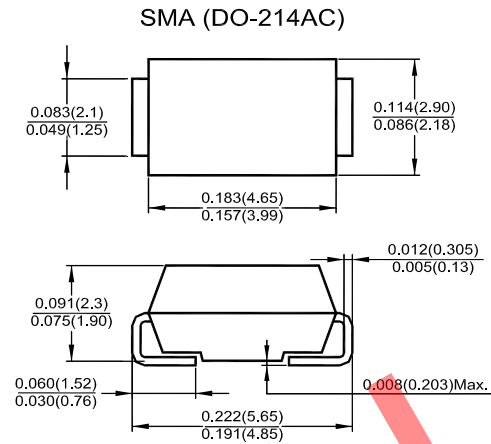
Surface Mount Silicon Zener Diodes

Features

- High peak reverse power dissipation
- Low leakage current

Mechanical Data

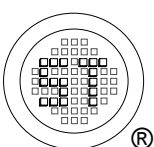
- Case: SMA (DO-214AC) molded plastic
- Epoxy: UL 94V-0 rate flame retardant
- Polarity: Color band denotes Cathode end
- Mounting position: Any



Dimensions in inches and (millimeters)

Absolute Maximum Ratings and Characteristics ($T_a = 25^\circ\text{C}$)

Parameter	Symbol	Value	Unit
DC Power Dissipation at $T_L = 75^\circ\text{C}$ Measured at Zero Lead Length (1"square copper pad, FR-4 board) Derate Above 75°C	P_{tot}	1.5	W
Thermal Resistance from Junction to Lead	$R_{\theta\text{JL}}$	20	$\text{mW}/^\circ\text{C}$
DC Power Dissipation at $T_a = 25^\circ\text{C}$ (FR-4 board) Derate Above 25°C	P_{tot}	500	mW
Thermal Resistance from Junction to Ambient	$R_{\theta\text{JA}}$	4	$\text{mW}/^\circ\text{C}$
Maximum Forward Voltage at $I_F = 200 \text{ mA}$	V_F	1.5	V
Operating Temperature Range	T_j	- 65 to + 150	$^\circ\text{C}$
Storage Temperature Range	T_{stg}	- 65 to + 150	$^\circ\text{C}$



SEMTECH ELECTRONICS LTD.
Subsidiary of Sino-Tech International (BVI) Limited



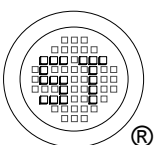
Dated: 29/04/2013 E Rev: 01

1SMA5913B THRU 1SMA5956B

Electrical Characteristics (Rating at $T_L = 30^\circ\text{C}$ unless otherwise specified)

Type	Zener Voltage Range ¹⁾				Zener Impedance			Reverse Current		Maximum DC Zener Current
	V_{Znom} (V)	V_{ZT}		at I_{ZT}	Z_{ZT}	Z_{ZK}	at I_{ZK}	I_R	at V_R	I_{ZM} (mA)
		Min. (V)	Max. (V)	(mA)	Max. (Ω)	Max. (Ω)	(mA)	Max. (μA)	(V)	
1SMA5913B	3.3	3.13	3.47	113.6	10	500	1	100	1	454
1SMA5914B	3.6	3.42	3.78	104.2	9	500	1	75	1	416
1SMA5915B	3.9	3.7	4.1	96.1	7.5	500	1	25	1	384
1SMA5916B	4.3	4.08	4.52	87.2	6	500	1	5	1	348
1SMA5917B	4.7	4.46	4.94	79.8	5	500	1	5	1.5	319
1SMA5918B	5.1	4.84	5.36	73.5	4	400	1	5	2	294
1SMA5919B	5.6	5.32	5.88	66.9	2	300	1	5	3	267
1SMA5920B	6.2	5.89	6.51	60.5	2	200	1	5	4	241
1SMA5921B	6.8	6.46	7.14	55.1	2.5	200	1	5	5.2	220
1SMA5922B	7.5	7.12	7.88	50	3	400	0.5	5	6	200
1SMA5923B	8.2	7.79	8.61	45.7	3.5	400	0.5	5	6.5	182
1SMA5924B	9.1	8.64	9.56	41.2	4	500	0.5	5	7	164
1SMA5925B	10	9.5	10.5	37.5	4.5	500	0.25	5	8	150
1SMA5926B	11	10.45	11.55	34.1	5.5	550	0.25	1	8.4	136
1SMA5927B	12	11.4	12.6	31.2	6.5	550	0.25	1	9.1	125
1SMA5928B	13	12.35	13.65	28.8	7	550	0.25	1	9.9	115
1SMA5929B	15	14.25	15.75	25	9	600	0.25	1	11.4	100
1SMA5930B	16	15.2	16.8	23.4	10	600	0.25	1	12.2	93
1SMA5931B	18	17.1	18.9	20.8	12	650	0.25	1	13.7	83
1SMA5932B	20	19	21	18.7	14	650	0.25	1	15.2	75
1SMA5933B	22	20.9	23.1	17	17.5	650	0.25	1	16.7	68
1SMA5934B	24	22.8	25.2	15.6	19	700	0.25	1	18.2	62
1SMA5935B	27	25.65	28.35	13.9	23	700	0.25	1	20.6	55
1SMA5936B	30	28.5	31.5	12.5	26	750	0.25	1	22.8	50
1SMA5937B	33	31.35	34.65	11.4	33	800	0.25	1	25.1	45
1SMA5938B	36	34.2	37.8	10.4	38	850	0.25	1	27.4	41
1SMA5939B	39	37.05	40.95	9.6	45	900	0.25	1	29.7	38
1SMA5940B	43	40.85	45.15	8.7	53	950	0.25	1	32.7	34
1SMA5941B	47	44.65	49.35	8	67	1000	0.25	1	35.8	31
1SMA5942B	51	48.45	53.55	7.3	70	1100	0.25	1	38.8	29
1SMA5943B	56	53.2	58.8	6.7	86	1300	0.25	1	42.6	26
1SMA5944B	62	58.9	65.1	6	100	1500	0.25	1	47.1	24
1SMA5945B	68	64.6	71.4	5.5	120	1700	0.25	1	51.7	22
1SMA5946B	75	71.25	78.75	5	140	2000	0.25	1	56	20
1SMA5947B	82	77.9	86.1	4.6	160	2500	0.25	1	62.2	18
1SMA5948B	91	86.45	95.55	4.1	200	3000	0.25	1	69.2	16
1SMA5949B	100	95	105	3.7	250	3100	0.25	1	76	15
1SMA5950B	110	104.5	115.5	3.4	300	4000	0.25	1	83.6	13
1SMA5951B	120	114	126	3.1	380	4500	0.25	1	91.2	12
1SMA5952B	130	123.5	136.5	2.9	450	5000	0.25	1	98.8	11
1SMA5953B	150	142.5	157.5	2.5	600	6000	0.25	1	114	10
1SMA5954B	160	152	168	2.3	700	6500	0.25	1	121.6	9
1SMA5955B	180	171	189	2.1	900	7000	0.25	1	136.8	8
1SMA5956B	200	190	210	1.9	1900	9990	0.25	1	152	7

¹⁾ Suffix "A" indicates $\pm 10\%$ tolerance, Suffix "B" indicates $\pm 5\%$ tolerance.

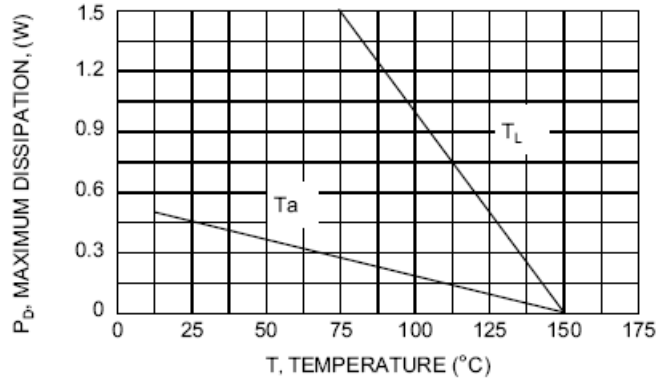


SEMTECH ELECTRONICS LTD.
Subsidiary of Sino-Tech International (BVI) Limited

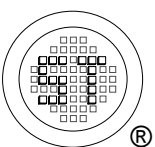


1SMA5913B THRU 1SMA5956B

Fig. 1 POWER TEMPERATURE DERATING CURVE



SEMTECH



SEMTECH ELECTRONICS LTD.
Subsidiary of Sino-Tech International (BVI) Limited



Dated: 29/04/2013 E Rev: 01