


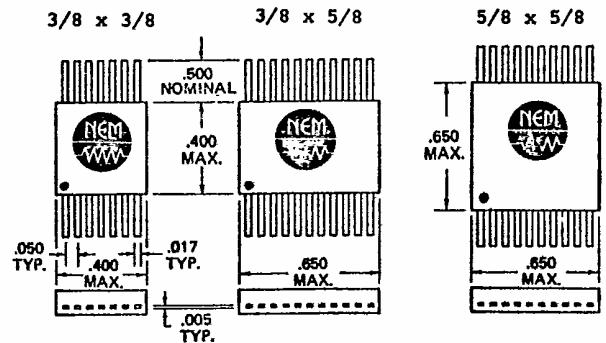
# PIN SWITCH DRIVERS



- A wide variety of models:
  - For Ultra-Fast switching (3 ns)
  - For High PRR (to 20 MHz)
  - For Low Power consumption
- Output currents from 10 mA to 75 mA
- Inverting, Non-Inverting or both
- Reliable Thin-Film Hybrid design to meet MIL STD 883
- Hermetically sealed, operates over temperature range  $-55^{\circ}$  to  $+125^{\circ}$  C
- Can be ordered completely Burned-in, with PIND Testing
- True TTL compatibility - For standard Schottky and Low Power Schottky circuits. TTL levels are 0 to .7 volts (Low), 2.5 to 5 volts (High)
- Spiking current for fast stored-charge removal from PIN diodes (1)

## APPLICATIONS

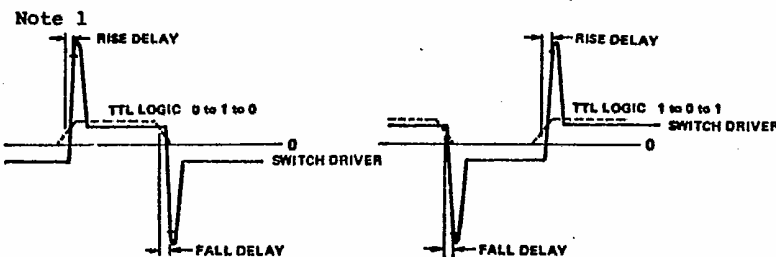
- For Series, Shunt and Series/Shunt PIN Switches
- Used for PIN Phase Shifters to rep rates of 10 MHz and more
- "Flatpack" packaging on standard models minimizes weight and bulk
- Unpackaged driver substrates also available per customer requirement. Call NEM Applications Engineering for details



## OUTLINE TO ORDER

Choose Driver Model from list of models and specifications on page 2.

For specific additional information you may require, please call the Factory directly, or your local Authorized Representative.



# SPECIFICATIONS

MODEL	FOR SWITCH TYPE	SUPPLY VOLTS	LOGIC MODE	OUTPUT CURRENT	SWITCHING SPEED	MAXIMUM SUPPLY CURRENT POSITIVE	MAXIMUM SUPPLY CURRENT NEGATIVE	PACKAGE STYLE	OTHER FEATURES
207	SPST	+5 -12	INV	+12 mA -10	<7 ns		PER REQUEST	3/8x3/8	• COMPLEMENTARY PAIR • ULTRA-FAST
202	SPST	+5 -12	NON-INV		SPIKES		"	3/8x3/8	
226	SPST	±5	INV.	±10mA	<10ns		"	3/8x3/8	
227	SPST	±5	DUAL	±10mA	<12ns NON <10ns INV		"	3/8x3/8	
251	SPST	±5	DUAL	±10mA	<10ns INV, NON-INV		"	3/8x3/8	USMS 54F04
207W	SPST	+5 -12	INV	+10 -30	<10ns		"	3/8x3/8	
208	SPST	+5 -5	DUAL*	+10 -10	35ns		"	3/8x3/8	*DIFFERENTIAL TTL in- put(int. line rec'vr)
216	SP3T	+5 -5	NON-INV	SEE OTHER FEATURES	20ns NO SPIKES		"	3/8x5/8	NO INT BYPASS
217	SP2T	+5 -5	NON-INV		20ns NO SPIKES		"	3/8x5/8	• 0.01µfd bypass
266	2 IN, 2 OUT	±5	NON-INV	+15 -30	<10ns		"	3/8x5/8	MOD 217 FOR LOWER CURRENT
267	2 IN, 3 OUT	±5V	NON-INV	+15 -30	<35ns		"	3/8x5/8	MOD 277
277	SP4T	±5	INV.	+18mA	<40ns		"	3/8x5/8	
254	SPST	±5	INV.	+20mA	<40ns		"	1/4x3/8	NO BYPASS CAP.
253	SP3T	±5	INV.	±18mA	<40ns		"	3/8x5/8	NO BYPASS CAP
261	SPST	+5 -5 to -15	DUAL	+10 -10	<10ns		"	3/8x3/8	
262	SP2T	+5 -12	DUAL	+10mA -30mA	<40ns		"	3/8x5/8	
263	SP3T	+5 -12	DUAL	+10mA -30mA	<40ns		"	3/8x5/8	
218	SP2T	±5	DUAL	±30 to ±50mA	70ns		"	3/8x5/8	
219-3	SP3T	±5	DUAL	±50mA	70ns		"	5/8x5/8	
219-4	SP4T	±5	DUAL	±50mA	70ns		"	5/8x5/8	
219-6	SP6T	±5	DUAL	±50mA	70ns		"	5/8x5/8	
236	SP3T	+5 -12	NON-INV	+75 mA	<70 ns		"	5/8x5/8	219-6 Type
237	SP4T	+5 -12	NON-INV	+75 mA	<70 ns		"	5/8x5/8	219-4 Type
256	SPST	+5 -5	NON-INV.	+50mA	<15 ns		"	3/8x3/8	
257	SPST	+15 -15	INV	+ -30 mA	<15 ns		"	3/8x3/8	
238	SP2T	+5 -5,2	ECL	Comp. outs, 1 High, 1 Low	3 ns		"	3/8x5/8	complementary input complementary output
235	SP3T	+5 +V <sub>CC</sub>	INV.	30mA	700 ns		"	3/8x3/8	series switches pos. voltage only
210	SP2T	+5 +V <sub>CC</sub>	NON-INV.	30mA	20 ns		"	3/8x3/8	series switches pos. voltage only
239	SP2T	+5 +V <sub>CC</sub>	INV (pin3) NON (pin10)	30 mA	20 ns		"	3/8x3/8	series switches pos. voltage only
230	SPST	+5	DUAL	±50	20 ns		"	3/8x3/8	
230cc	SPST	+5	DUAL	±50	<20 ns		"	chip carrier	
250	SPST	+5 -5	INV.	+ -50	<10 ns		"	3/8x3/8	
248	SPST: High Power	+5 -75					"		(Prototype 233) High Neg. voltage
252	SP2T	+5v	Both Simult.	+30mA	100 ns		"	3/8x3/8	Toggle out- 1 INV, 1 NON-INV
242	SPST	+5 -12	NON- INVERTING		<10 ns		"	3/8x3/8	} 20 MHZ PRR. complementary pair
243	SPST	+5 -12	INVERTING		<10 ns		"	3/8x3/8	
274	SP3T	+5	INV.	30mA			"		1 output Low 2 outputs High