
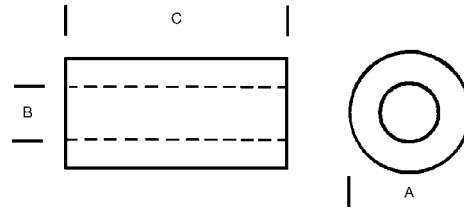


2000 Series Ferrites for EMI Suppression



Cylindrical Ferrites



A	B	C	Imp@100Mhz	Part No.
2.03	0.89	2.67	23	28B0080-000
6.78 ± .15	4.00 ± .13	14.22 ± .25	96	28B0268-000
9.53 ± .20	5.08 ± .15	14.48 ± .25	112	28B0375-100
9.53 ± .20	5.08 ± .15	19.05 ± .51	140	28B0375-300
9.53 ± .20	5.08 ± .15	4.83 ± .13	39	28B0375-400
9.91 ± .20	6.35 ± .15	13.46 ± .25	76	28B0390-000
12.70 ± .25	7.92 ± .15	6.35 ± .18	38	28B0500-100
14.27 ± .25	6.35 ± .15	10.16 ± .25	93	28B0562-000
14.27 ± .25	6.35 ± .15	13.46 ± .25	123	28B0562-100
14.27 ± .25	6.35 ± .15	28.57 ± .76	275	28B0562-200
14.27 ± .25	7.26 ± .15	15.24 ± .30	120	28B0563-000
14.27 ± .25	7.26 ± .15	28.57 ± .76	228	28B0563-200
14.48 ± .25	8.51 ± .152	5.51 ± .13	38	28B0570-000
14.99 ± .25	6.99 ± .15	27.94 ± .76	253	28B0590-000
14.99 ± .25	6.99 ± .15	28.57 ± .76	259	28B0590-200
15.24 ± .30	3.38 ± .13	6.35 ± .18	110	28B0600-000
15.65 ± .30	6.99 ± .15	28.57 ± .76	273	28B0616-000
15.88 ± .30	7.87 ± .15	14.27 ± .25	121	28B0625-000
15.88 ± .30	7.87 ± .15	28.57 ± .76	238	28B0625-100
16.00 ± .30	9.50 ± .20	6.35 ± .20	42	28B0630-100
16.00 ± .30	9.09 ± .20	11.99 ± .25	88	28B0631-000
16.00 ± .30	9.09 ± .20	27.99 ± .76	201	28B0631-100
16.99 ± .36	7.01 ± .20	24.99 ± .64	262	28B0669-000
17.07 ± .36	8.76 ± .20	25.40 ± .76	215	28B0672-000
17.42 ± .36	9.52 ± .20	6.35 ± .18	49	28B0686-000
17.42 ± .36	9.52 ± .20	12.70 ± .25	97	28B0686-100
17.42 ± .36	9.52 ± .20	28.57 ± .76	200	28B0686-200
18.67 ± .36	11.18 ± .20	28.57 ± .76	173	28B0734-000
18.67 ± .36	10.16 ± .20	28.57 ± .76	201	28B0735-000
18.67 ± .36	10.16 ± .20	14.27 ± .25	108	28B0735-300
18.67 ± .36	11.18 ± .20	17.02 ± .64	111	28B0736-200
20.95 ± .40	13.21 ± .25	6.35 ± .18	37	28B0825-000
22.10 ± .46	13.72 ± .25	6.35 ± .18	35	28B0870-000
22.10 ± .46	13.72 ± .25	12.70 ± .25	70	28B0870-100
25.40 ± .46	15.49 ± .30	12.70 ± .25	80	28B0999-000
25.40 ± .46	15.49 ± .30	6.35 ± .18	40	28B0999-100
25.40 ± .46	12.70 ± .25	12.70 ± .25	109	28B1000-000
25.40 ± .46	12.70 ± .25	6.35 ± .18	56	28B1000-400
25.91 ± .46	12.83 ± .25	28.57 ± .76	238	28B1020-100
28.50 ± .46	13.77 ± .25	28.57 ± .76	247	28B1122-100
29.01 ± .51	19.00 ± .38	7.49 ± .25	40	28B1142-000
29.01 ± .51	19.00 ± .38	13.84 ± .25	78	28B1142-100
31.12 ± .61	19.05 ± .41	15.93 ± .30	99	28B1225-000
31.12 ± .61	19.05 ± .41	7.92 ± .25	49	28B1225-100
31.75 ± .61	19.05 ± .41	22.22 ± .51	144	28B1250-000
31.75 ± .61	19.05 ± .41	15.93 ± .30	102	28B1250-100
35.23 ± .66	22.40 ± .46	12.70 ± .25	73	28B1387-000
36.00 ± .71	22.99 ± .46	12.70 ± .25	72	28B1417-200
38.86 ± .76	26.16 ± .51	28.58 ± .76	148	28B1531-000
60.96 ± 1.14	35.56 ± .64	12.70 ± .38	87	28B2400-000

Kemtron Ltd represent and distribute Ferrites for Steward Inc. Established in 1876 Steward is a leading producer of ferrite and related materials used in the electronics, copier, telecommunications, military and automotive industries. Ferrite for EMI suppressor products is nickel zinc and exhibit magnetic properties that are dependent on the frequency at which they are excited. In electronic applications the relation of the magnetic loss to frequency is utilised to attenuate interference frequencies where the materials losses are high, yet pass lower bands where data is carried.

By changing the ferrite composition, it is possible to alter the loss tangent so that attenuation can be enhanced in selected frequency ranges. Steward offers a family of ferrites with varying compositions to allow the user to select the optimum type for the application.

The product line:

- Cylindrical EMI suppression ferrites
- Rectangular EMI suppression ferrites
- EMI suppression ferrites for connectors
- EMI suppression ferrites for DIL IC's
- Common mode power/data line EMI ferrites
- Power/data line EMI suppression ferrites
- Split ferrites for round cables
- Split ferrites for flat cables
- Multiple turn devices
- Axial lead ferrites
- Surface mount EMI ferrites

Shown are the more common parts, for a full Steward Catalogue please contact us.

Large stocks of most parts are held at our warehouse and available for next day delivery.

All impedance values are Net; they are based on the ferrite cores only.

DIMENSIONS ARE IN MILLIMETRES

Solid Flat Ribbon Ferrites

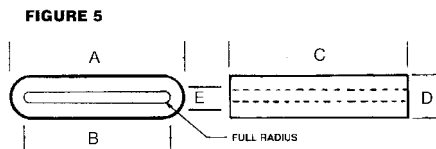
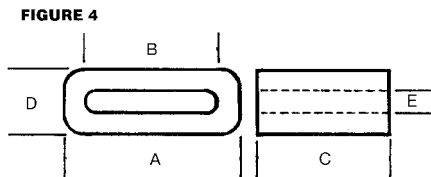
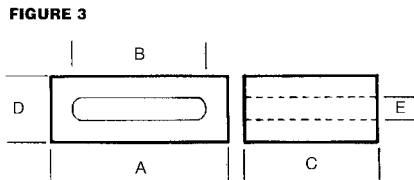
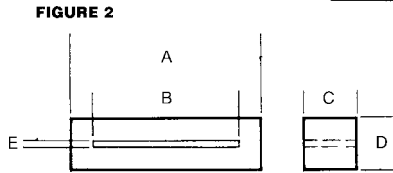
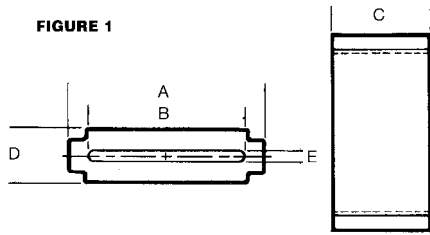


Fig	A	B	C	D	E	Imp@100MHz	Part No.
4	10.00±.20	7.01±.15	10.00±.25	7.01±.15	4.01±.15	50	28R0393-000
4	10.00±.20	7.01±.15	20.02±.51	7.01±.15	4.01±.15	100	28R0393-100
3	22.35±.51	14.00±.15	19.05±.64	7.75±.38	1.50±.25	145	28R0880-000
1	27.97±.64	22.94±.50	14.66±.38	7.75±.38	1.50±.25	95	28R1101-000
1	27.97±.64	22.94±.50	6.81±.20	7.75±.38	1.50±.25	44	28R1101-100
5	28.58±.51	23.51±.51	31.00±1.0	7.70±.51	1.68±.38	193	28R1127-000
5	31.12±.51	24.76±.51	6.35±.38	8.26±.38	1.90±.38	46	28R1227-000
5	32.00±.51	27.58±.51	2.98±.20	5.00±.30	.51±.13	21	28R1260-000
5	37.01±.64	33.00±.51	13.46±.25	4.50±.38-13	.50±.20-13	42	28R1457-400
3	38.53±.76	26.77±.76	25.40±.76	12.07±.51	1.91±.51	206	28R1517-000
1	38.60±.76	26.92±.64	25.40±.76	12.19±.51	1.88±.46	206	28R1518-000
5	15.50±.38	13.50±.38	10.00±.25	3.40±.50	1.40±.51	32	28R1550-000
2	45.80±.89	34.42±.64	28.58±.64	12.45±.51	1.52±.51	249	28R1775-000
2	63.50±1.27	52.07±1.02	28.58±.64	12.70±.51	1.68±.51	264	28R1779-000
2	63.50±1.27	52.07±1.02	12.98±.38	12.70±.51	1.68±.51	120	28R1779-100
2	60.81±.76	50.80±1.02	15.49±.41	17.63±1.14-38	7.62±1.14-38	74	28R2002-100
3	55.12±1.27	43.69±1.02	25.40±.76	12.70±.51	1.27±.38	262	28R2170-000
3	55.12±1.27	43.69±1.02	12.70±.51	12.70±.38	1.27±.38	141	28R2170-100
5	56.90±1.02	52.32±1.02	5.00±.20	5.59±.38	1.02±.25	34	28R2240-000
3	60.81±1.27	50.80±1.02	15.49±.030	13.61±1.02-64	7.52±.64	60	28R2393-000
3	80.00±1.397	68.58±1.27	12.70±.51	12.00±.64	1.91±.51	93	28R3149-000

All impedance values are Net; they are based on the ferrite cores only.

DIMENSIONS ARE IN MILLIMETRES

Split Round Cable Ferrites with Plastic Case

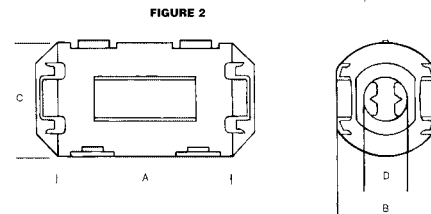
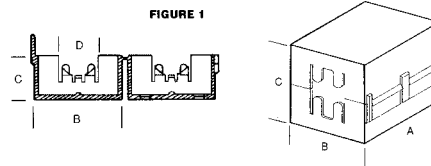


Fig	A	B	C	D	Imp@100MHz	Part No.
2	25.0	11.2	12.8	5.0	130	28A0392-0A*
1	32.5	29.0	29.6	13.0	240	28A2024-0A*
1	32.5	17.9	18.4	7.0	279	28A2025-0A*
1	32.5	21.5	22.3	10.0	209	28A2029-0A*

All impedance values are Net; they are based on the ferrite cores only.

*0A0= White Plastic Snap On Case (Standard stock colour)

0A1= Gray Plastic Snap On Case

0A2= Black Plastic Snap On Case

0A3= Beige Plastic Snap On Case

Split Flat Ribbon Cable Ferrites

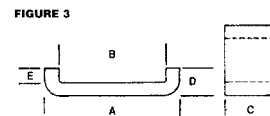
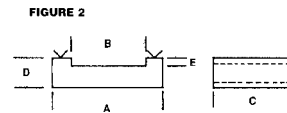
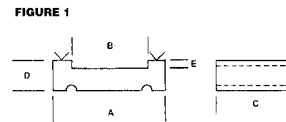


Fig	A	B	C	D	E	Imp@100MHz	Part No.
3	17.02±.25	12.50±.20	15.00±.20	3.40±.20	.51±.20	93	28S0670-000
2	43.59±.76	35.00±.70	28.0±.58	5.26±.23	.95±.25	153	28S1517-000
1	63.50±1.27	52.07±1.02	28.58±.64	6.35±.25	.84±.25	250	28S2001-000
1	76.20±1.52	65.28±1.27	28.58±.64	6.68±.25	.84±.25	232	28S2011-000
1	76.20±1.52	65.28±1.27	15.01±.64	6.35±.25	.84±.25	122	28S2011-100
1	88.90±1.78	78.23±1.52	28.58±.76	6.48±.25	.84±.25	240	28S2012-000
1	88.90±1.78	78.23±1.52	12.70±.76	6.48±.25	.84±.25	106	28S2012-100
1	45.09±.89	34.42±.64	28.58±.64	6.35±.25	.84±.25	226	28S2022-000
1	38.10±.76	26.67±.76	25.40±.51	6.35±.25	.84±.25	217	28S2023-000

All impedance values are Net; they are based on the ferrite cores only.

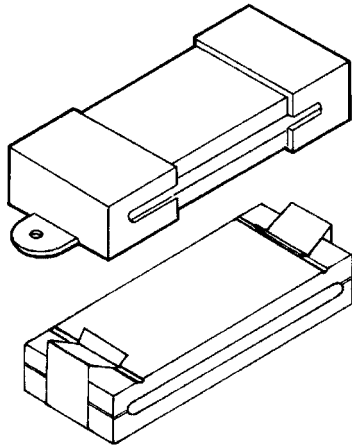
Split ferrites for flat cables are sold as single sides. It is necessary to order two sides to form one set.

Metal or Plastic clips are available for the split ferrites.

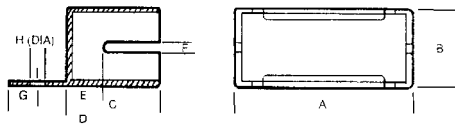
To specify Plastic Clip, replace the second character after the dash with "P". Example: 28S2022-0P0

To specify Metal Clip, replace the second character after the dash with "M". Example: 28S2022-0M0

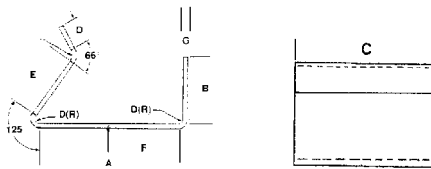
Clips for Split Ferrites for Flat Cables



Plastic End Clip



Metal End Clip



Description	A	B	C	D	E	F	G	H
Plastic End Clip ASSE001-2	31.50	15.49	16.51	26.72	6.73	2.41	6.35	3.50
Metal End Clip ASSE017-2	15.67	7.11	12.70	5.08	7.26	7.82	0.53	

DIMENSIONS ARE IN MILLIMETRES