

■ Features

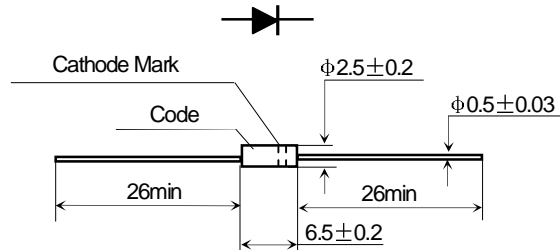
- Supersmall size
- High reliability
- High speed switching


■ Applications

- Rectification for high voltage power supply of color T.V.
- Rectification for CRT display monitor high voltage power supply (FBT: Flyback Transformer)
- Others

■ Outline Dimensions and Mark

Unit: mm



Type	Code	Cathode Mark
2CL01	T-01	

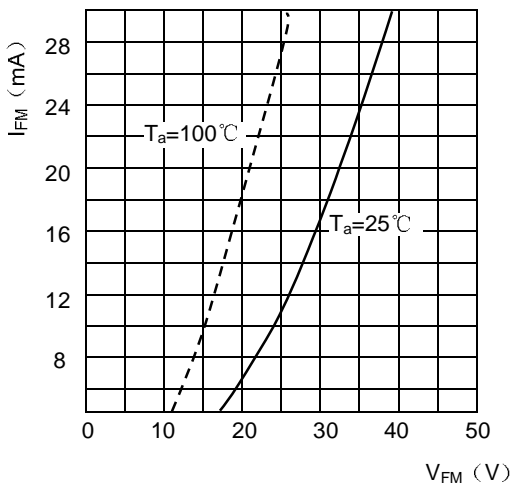
■ Limiting Values (Absolute Maximum Rating)

Item	Symbol	Unit	2CL01
Repetitive Peak Reverse Voltage	V_{RRM}	KV	8
Non-Repetitive Peak Reverse Voltage	V_{RSM}	KV	10
Average Forward Current	$I_{F(AV)}$	mA	5 (50Hz Half-sine wave, Resistance load, $T_a=25^{\circ}C$)
Surge(Non-repetitive)Forward Current	I_{FSM}	A	0.5 (50Hz Half-sine wave, 1 cycle, $T_a=25^{\circ}C$)
Operating Ambient Temperature	T_a	$^{\circ}C$	-40 ~ +100
Storage Temperature	T_{stg}	$^{\circ}C$	-40 ~ +120
Virtual Junction Temperature	$T_{(vj)}$	$^{\circ}C$	120

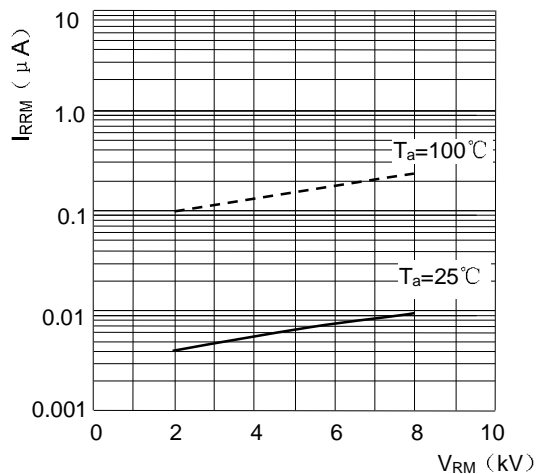
■ Electrical Characteristics ($T_a=25^{\circ}C$ Unless otherwise specified)

Item	Symbol	Unit	Test Condition	Max	
Peak Forward Voltage	V_{FM}	V	$I_{FM}=10mA$	28	
Peak Reverse Current	I_{RRM1}	μA	$V_{RM}=V_{RRM}$	$T_a=25^{\circ}C$	2
	I_{RRM2}			$T_a=100^{\circ}C$	5
Reverse Recovery Time	t_r	μs	$I_F=2mA$ $I_{RM}=4mA$	0.05	

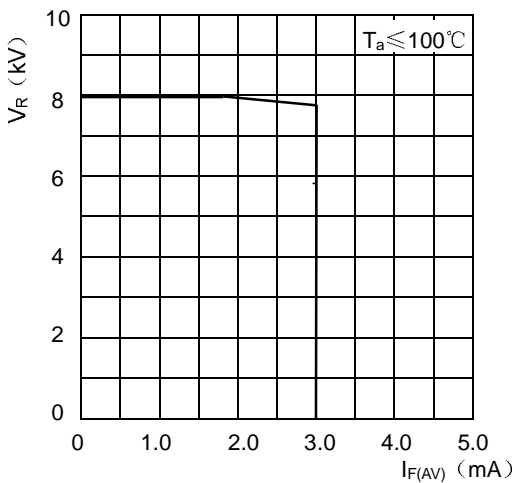
■ Characteristics(Typical)



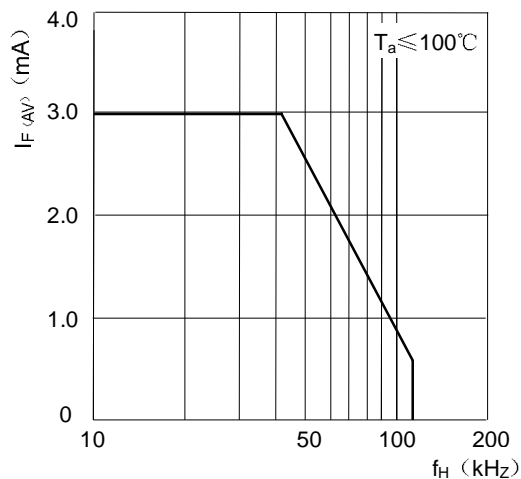
Forward Characteristics



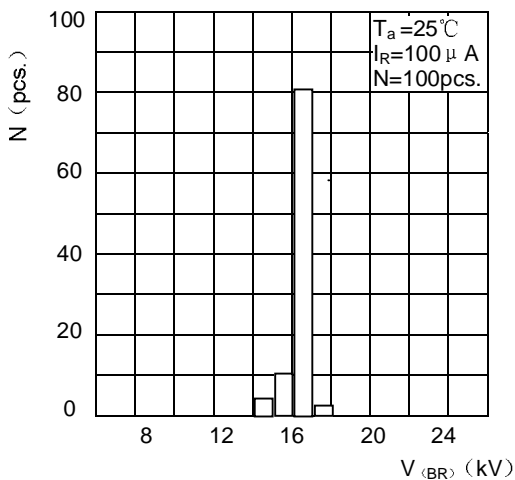
Reverse Characteristics



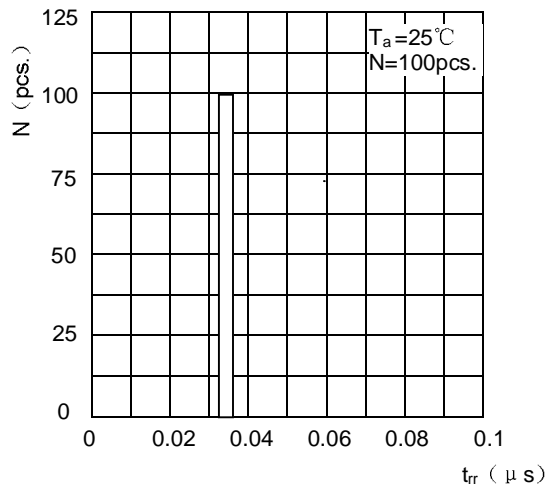
$V_R - I_{F(AV)}$ Curve



$I_{F(AV)} - f_H$ Curve



Breakdown Voltage Distribution



Reverse Recovery Time Distribution