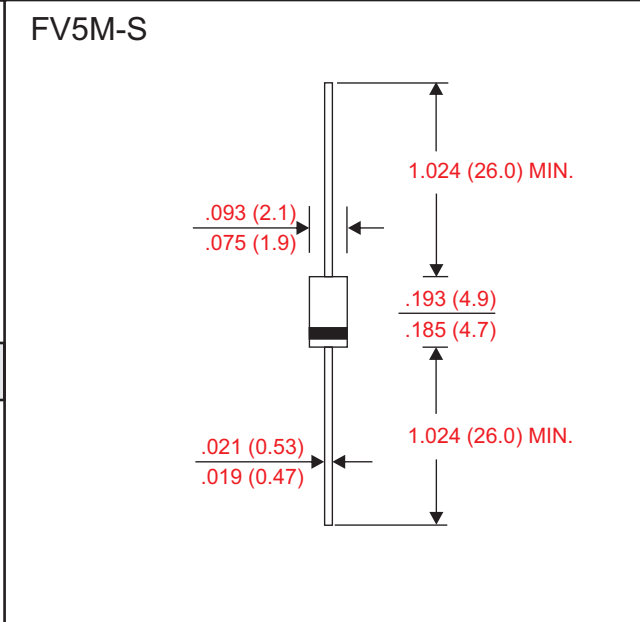


2CL04S

5 mA Leaded Type Plastic Fast Reverse High Voltage Rectifier
VOLTAGE : 4000Volts

Features	Outline
----------	---------

- Axial lead type devices for through hole design.
- For high resolution displays or TV receivers and working automation equipment.
- Diffused-junction.
- Suffix "G" indicates Halogen-free parts, ex. 2CL04SG.
- Excellent high temperature output characteristics. (small leakage current at high temperature and excellent reverse characteristics)



Mechanical data

- Epoxy:UL94-V0 rated flame retardant
- Case : Molded plastic, FV5M-S
- Lead : Axial leads, solderable per MIL-STD-202, Method 208 guaranteed
- Polarity : Color band denotes cathode end
- Weight : Approximated 0.14 gram

MAXIMUM RATINGS AND ELECTRICAL CHARACTERISTICS
--

Rating at 25°C ambient temperature unless otherwise specified. Single phase, half wave, 60Hz, resistive or inductive load. For capacitive load, derate current by 20%.

Parameter	Symbol	2CL04S	UNIT
Making code		2CL04S	
Maximum Recurrent Peak Reverse Voltage	V_{RRM}	4000	V
Maximum RMS Voltage	V_{RMS}	2800	
Maximum DC Blocking Voltage	V_{DC}	4000	
Average Forward Current 50Hz half-sine wave, resistance load $T_a = 25^\circ C$	$I_{F(AV)}$	5	mA
Non-Repetitive Forward Surge Current 50Hz half-sine wave, 1/2 cycle, $T_a = 25^\circ C$	I_{FSM}	0.5	A
Ambient Temperature	T_{amb}	-40 ~ +100	°C
Operating and storage Temperature	T_J, T_{STG}	-40 ~ +120	°C

Parameter	Conditions	Symbol	2CL04S	UNIT
Forward voltage	$I_F = 10mA$	V_F	15	V
Reverse current	$V_R = V_{RRM} T_A = 25^\circ C$	I_R	2	uA
	$V_R = V_{RRM} T_A = 100^\circ C$		5	
Reverse recovery time	$I_F = 2A, I_{RP} = 4mA$	T_{rr}	100	nS

2CL04S

5 mA Leaded Type Plastic Fast Reverse High Voltage Rectifier
 VOLTAGE : 4000Volts

Rating and characteristic curves

FIG.1-TYPICAL FORWARD CHARACTERISTICS

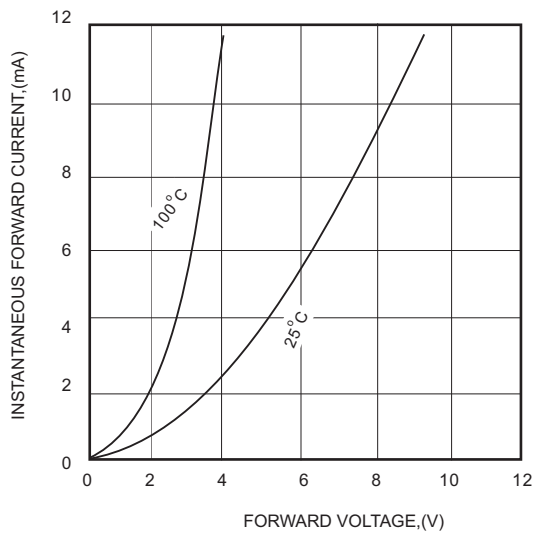


FIG.2 - TYPICAL REVERSE CHARACTERISTICS

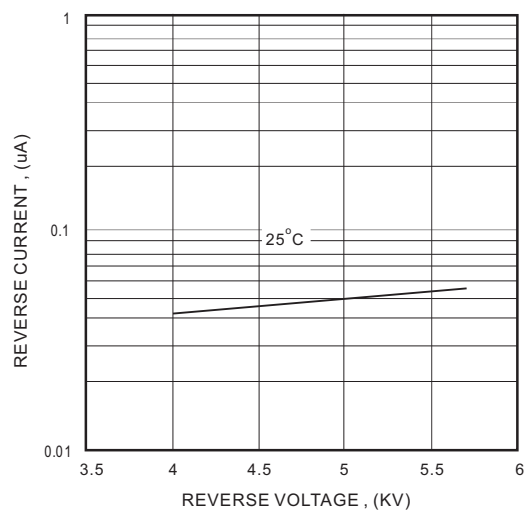


FIG.3-TYPICAL REVERSE RECOVERY TIME CHARACTERISTIC

