


germanium power transistors



PNP TO-41

$I_{C(MAX)} = 10 \text{ to } 50\text{A}$


$V_{CEO(SUS)} = 20 \text{ to } 100\text{V}$

Type #	$V_{CEO(SUS)}$ (Volts)	V_{EBO} (Volts)	h_{FE} @ I_C/V_{CE} (Min-Max @ A/V)	$V_{CE(SAT)}$ @ I_C/I_B (V @ A/A)	V_{BE} @ I_C/V_{CE} (V @ A/V)	I_{CEV} @ V_{CE} (mA @ V)	P_D @ $T_C = 25^\circ\text{C}$ (Watts)	θ_{JC} ($^\circ\text{C}/\text{W}$)	$T_{J(MAX)}$ ($^\circ\text{C}$)	f_t (KHz)	Generic Product	General Information
2N1163	25	20	15-65@25/1	1@25/1.6	1.7 ² @25/1.6	15 ² @50	94	0.8	100		2N1163 Family. 25 Amp PNP Germanium Alloy Power Transistors. Case 296	High Current General Purpose Power Switch and Amplifier. Consumer, Industrial, and Military Usage.
2N1163A	25	25	15-65@25/1	1@25/1.6	1.7 ² @25/1.6	15 ² @50	94	0.8	100			
2N1165	35	25	15-65@25/1	1@25/1.6	1.7 ² @25/1.6	15 ² @80	94	0.8	100			
2N1165A	40	40	15-65@25/1	1@25/1.6	1.7 ² @25/1.6	15 ² @80	94	0.8	100			
2N1167	45	30	15-65@25/1	1@25/1.6	1.7 ² @25/1.6	15 ² @100	94	0.8	100			
2N1167A	50	50	15-65@25/1	1@25/1.6	1.7 ² @25/1.6	15 ² @100	94	0.8	100			

NOTES:

² I_{CBO} @ V_{CB} (mA @ V)

³ $V_{BE(SAT)}$ @ I_C/I_B (V @ A/A)




PNP MT-27

$I_{C(MAX)} = 3\text{A}$

$V_{CEO(SUS)} = 30 \text{ to } 60\text{V}$

Type #	$V_{CEO(SUS)}$ (Volts)	V_{EBO} (Volts)	h_{FE} @ I_C/V_{CE} (Min-Max @ A/V)	$V_{CE(SAT)}$ @ I_C/I_B (V @ A/A)	V_{BE} @ I_C/V_{CE} (V @ A/V)	I_{CEV} @ V_{CE} (mA @ V)	P_D @ $T_C = 25^\circ\text{C}$ (Watts)	θ_{JC} ($^\circ\text{C}/\text{W}$)	$T_{J(MAX)}$ ($^\circ\text{C}$)	f_t (KHz)	Generic Product	General Information
2N2552	30	20	20-60@1/.5	.25@1/.1	1@1/.5	.65@40	20	3.75	100	225	2N2552 Family. 3 Amp PNP Germanium Alloy Power Transistors. Case 240	General Purpose Power Switch and Amplifier. Consumer, Industrial, and Military Usage.
2N2553	40	20	20-60@1/.5	.25@1/.1	1@1/.5	.65@60	20	3.75	100	225		
2N2554	50	20	20-60@1/.5	.25@1/.1	1@1/.5	.65@80	20	3.75	100	225		
2N2555	60	20	20-60@1/.5	.25@1/.1	1@1/.5	.65@100	20	3.75	100	225		
2N2560	30	20	20-60@3/1	.75@3/.3	1.5@3/1	.65@40	20	3.75	100	250		
2N2561	40	20	20-60@3/1	.75@3/.3	1.5@3/1	.65@60	20	3.75	100	250		
2N2562	50	20	20-60@3/1	.75@3/.3	1.5@3/1	.65@80	20	3.75	100	250		
2N2563	60	20	20-60@3/1	.75@3/.3	1.5@3/1	.65@100	20	3.75	100	250		
2N2662	30	20	30-90@.5/.5	.2@.5/.05	.6@5/.5	.6@50	15	5.0	100	280		
2N2663	40	20	30-90@.5/.5	.2@.5/.05	.6@5/.5	.6@70	15	5.0	100	280		
2N2664	50	20	30-90@.5/.5	.2@.5/.05	.6@5/.5	.6@90	15	5.0	100	280		
2N2668	30	20	50-150@.5/.5	.25@.5/.025	.6@5/.5	.6@50	15	5.0	100	300		
2N2669	40	20	50-150@.5/.5	.25@.5/.025	.6@5/.5	.6@70	15	5.0	100	300		
2N2670	50	20	50-150@.5/.5	.25@.5/.025	.6@5/.5	.6@90	15	5.0	100	300		



PNP MT-28

$I_{C(MAX)} = 3\text{A}$

$V_{CEO(SUS)} = 30 \text{ to } 60\text{V}$

Type #	$V_{CEO(SUS)}$ (Volts)	V_{EBO} (Volts)	h_{FE} @ I_C/V_{CE} (Min-Max @ A/V)	$V_{CE(SAT)}$ @ I_C/I_B (V @ A/A)	V_{BE} @ I_C/V_{CE} (V @ A/V)	I_{CEV} @ V_{CE} (mA @ V)	P_D @ $T_C = 25^\circ\text{C}$ (Watts)	θ_{JC} ($^\circ\text{C}/\text{W}$)	$T_{J(MAX)}$ ($^\circ\text{C}$)	f_t (KHz)	General Information	Generic Product
2N1042	30	20	20-60@3/1	.75@3/.3	1.5@3/1	.65@40	20	3.75	100	250	2N1042 Family. 3 Amp PNP Germanium Alloy Power Transistors. Case 250	General Purpose Power Switch and Amplifier. Consumer, Industrial, and Military Usage.
2N1043	40	20	20-60@3/1	.75@3/.3	1.5@3/1	.65@60	20	3.75	100	250		
2N1044	50	20	20-60@3/1	.75@3/.3	1.5@3/1	.65@80	20	3.75	100	250		
2N1045	60	20	20-60@3/1	.75@3/.3	1.5@3/1	.65@100	20	3.75	100	250		
2N2556	30	20	20-60@1/.5	.25@1/.1	1@1/.5	.65@40	20	3.75	100	225		
2N2557	40	20	20-60@1/.5	.25@1/.1	1@1/.5	.65@60	20	3.75	100	225		
2N2558	50	20	20-60@1/.5	.25@1/.1	1@1/.5	.65@80	20	3.75	100	225		
2N2559	60	20	20-60@1/.5	.25@1/.1	1@1/.5	.65@100	20	3.75	100	225		