

**描述 / Descriptions**

TO-92 塑封封装 PNP 半导体三极管。Silicon PNP transistor in a TO-92 Plastic Package.

**特征 / Features**

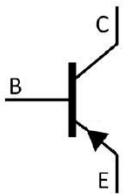
低电流, 低电压。

Low current, Low voltage.

**用途 / Applications**

用于一般放大及开关。

General purpose amplifier and switching applications.

**内部等效电路 / Equivalent Circuit****引脚排列 / Pinning**

PIN1 : Collector      PIN 2 : Base      PIN 3 : Emitter

**放大及印章代码 /  $h_{FE}$  Classifications & Marking**

见印章说明。See Marking Instructions.

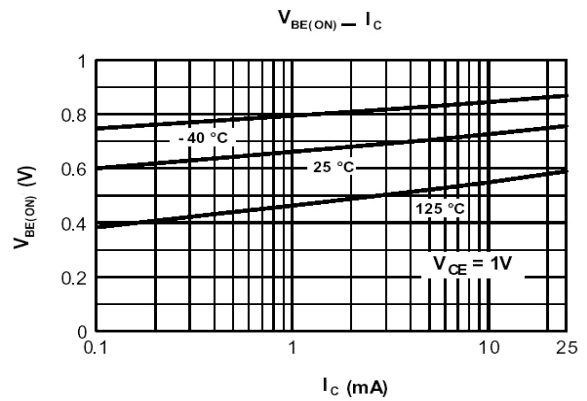
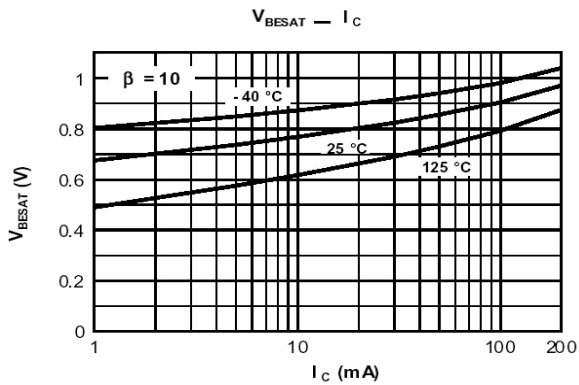
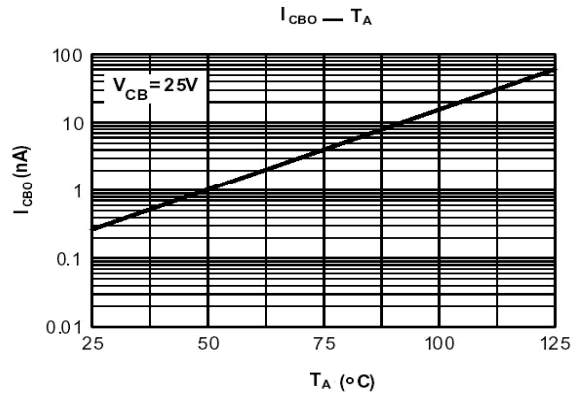
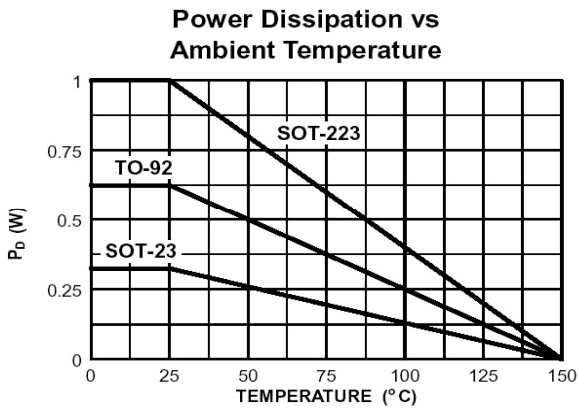
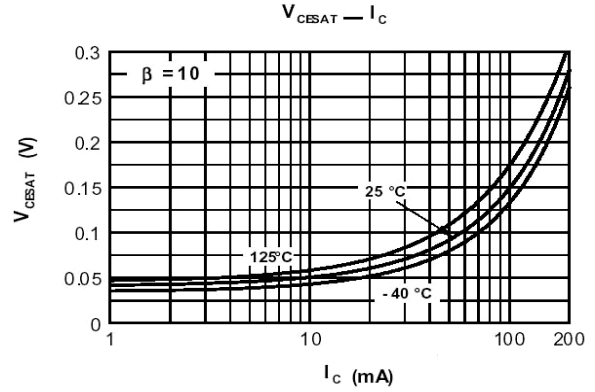
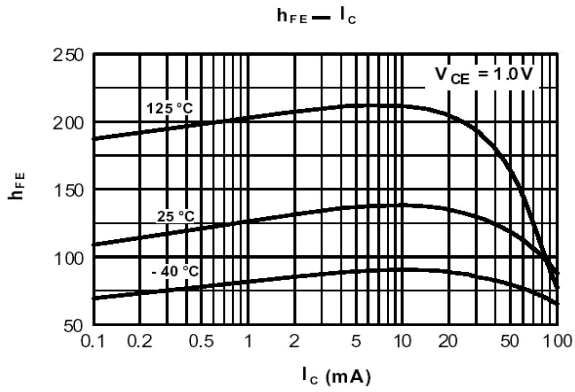
**极限参数 / Absolute Maximum Ratings(Ta=25°C)**

参数 Parameter	符号 Symbol	数值 Rating	单位 Unit
Collector to Base Voltage	$V_{CBO}$	-25	V
Collector to Emitter Voltage	$V_{CEO}$	-25	V
Emitter to Base Voltage	$V_{EBO}$	-4.0	V
Collector Current - Continuous	$I_C$	-200	mA
Collector Power Dissipation	$P_C$	625	mW
Junction Temperature	$T_J$	150	°C
Storage Temperature Range	$T_{stg}$	-55~150	°C

**电性能参数 / Electrical Characteristics(Ta=25°C)**

参数 Parameter	符号 Symbol	测试条件 Test Conditions	最小值 Min	典型值 Typ	最大值 Max	单位 Unit
Collector to Base Breakdown Voltage	$V_{CBO}$	$I_C=-10\mu A$ $I_E=0$	-25			V
Collector to Emitter Breakdown Voltage	$V_{CEO}$	$I_C=-1.0mA$ $I_B=0$	-25			V
Emitter to Base Breakdown Voltage	$V_{EBO}$	$I_E=-10\mu A$ $I_C=0$	-4.0			V
Collector Cut-Off Current	$I_{CBO}$	$V_{CB}=-20V$ $I_E=0$			-0.05	$\mu A$
Emitter Cut-Off Current	$I_{EBO}$	$V_{EB}=-3.0V$ $I_C=0$			-0.05	$\mu A$
DC Current Gain	$h_{FE(1)}$	$V_{CE}=-1.0V$ $I_C=-2.0mA$	120		360	
	$h_{FE(2)}$	$V_{CE}=-1.0V$ $I_C=-50mA$	60			
Collector to Emitter Saturation Voltage	$V_{CE(sat)}$	$I_C=-50mA$ $I_B=-5.0mA$			-0.4	V
Base to Emitter Saturation Voltage	$V_{BE(sat)}$	$I_C=-50mA$ $I_B=-5.0mA$			-0.95	V
Current Gain Bandwidth Product	$f_T$	$I_C=-10mA$ $V_{CE}=-20V$ $f=100MHz$	250			MHz
Input Capacitance	$C_{ib}$	$V_{EB}=-0.5V$ $I_C=0$ $f=1.0MHz$			10	pF
Collector-Base Capacitance	$C_{cb}$	$V_{CB}=-5.0V$ $I_E=0$ $f=100KHz$			4.5	pF
Noise Figure	NF	$I_C=-100\mu A$ $V_{CE}=-5.0V$ $R_s=1.0K\Omega$ $f=10Hz$ to $15.7KHz$			4.0	dB

电参数曲线图 / Electrical Characteristic Curve



外形尺寸图 / Package Dimensions

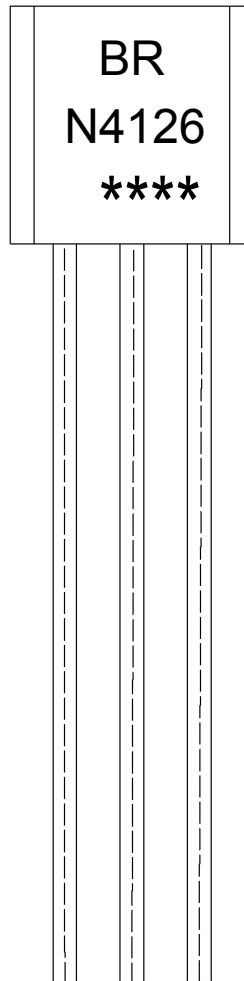
TO-92

Unit: mm



Symbol	Dimensions In Millimeters	
	Min	Max
A	4.4	4.8
B	4.3	4.7
b	13	15
a	0.40	0.60
E	1.22	1.32
E1	1.22	1.32
C	3.4	3.8
c	0.30	0.50

印章说明 / Marking Instructions



说明：

BR： 为公司代码

N4126： 为型号代码

\*\*\*\*： 为生产批号代码，随生产批号变化。

Note:

BR: Company Code.

N4126: Product Type.

\*\*\*\*: Lot No. Code, code change with Lot No.

**波峰焊温度曲线图(无铅) / Temperature Profile for Dip Soldering(Pb-Free)**



说明：

- 1、预热温度 25 ~ 150°C，时间 60 ~ 90sec;
- 2、峰值温度 255±5°C，时间持续为 5±0.5sec;
- 3、焊接制程冷却速度为 2 ~ 10°C/sec.

Note:

- 1.Preheating:25~150°C, Time:60~90sec.
- 2.Peak Temp.:255±5°C, Duration:5±0.5sec.
3. Cooling Speed: 2~10°C/sec.

**耐焊接热试验条件 / Resistance to Soldering Heat Test Conditions**

温度：270±5°C

时间：10±1 sec.

Temp.:270±5°C

Time:10±1 sec

**包装规格 / Packaging SPEC.**

散件包装 / BULK

Package Type 封装形式	Units 包装数量					Dimension 包装尺寸 (unit: mm3)		
	Units/Bag 只/袋	Bags/Inner Box 袋/盒	Units/Inner Box 只/盒	Inner Boxes/Outer Box 盒/箱	Units/Outer Box 只/箱	Bag 袋	Inner Box 盒	Outer Box 箱
TO-92	1,000	10	10,000	5	50,000	135×190	237×172×102	560×245×195
	1,000	10	10,000	10	100,000	135×190	237×172×102	560×245×375

编带包装 / AMMO

Package Type 封装形式	Units 包装数量					Dimension 包装尺寸 (unit: mm3)	
	Units/tape 只/纸带	Tape/Inner Box 纸带/盒	Rows/Inner Box 纸带层/盒	Inner Boxes/Outer Box 盒/箱	Units/Outer Box 只/箱	Inner Box 盒	Outer Box 箱
TO-92	3,000	1	120	10	30,000	328×230×42	小箱 480×346×235, 大箱 547×407×268

**使用说明 / Notices**