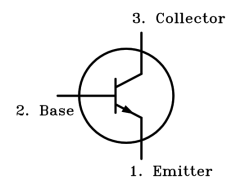
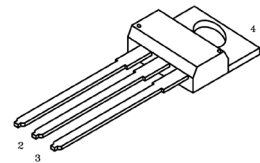



Bipolar Transistor



RoHS
Compliant



Description:

A Silicon NPN transistor in a TO-220 type package designed for high-voltage, high-speed power switching inductive circuits where fall time is critical. This device is particularly suited for 115V and 220V switch-mode applications such as switching regulators, inverters, motor controls, solenoid/relay drivers and deflection circuits

Maximum Ratings:

Characteristic	Symbol	Rating	Unit
Collector-Emitter Voltage	$V_{CEO(sus)}$	350	V
Collector-Base Voltage	V_{CBO}	6	
Collector Current - Continuous - Peak	I_C	5 10	A
Base Current - Continuous - Peak	I_B	2 12	
Total Power Dissipation ($T_C = +25^\circ\text{C}$), Derate Above 25°C	P_D	80 640	W mW/ $^\circ\text{C}$
Operating Junction Temperature	T_J	-65 to +150	$^\circ\text{C}$
Storage Temperature Range	T_{stg}		
Thermal Resistance, Junction-to-case	R_{thjc}	1.56	$^\circ\text{C}/\text{W}$
Lead Temperature (During Soldering, $\frac{1}{8}$ " from case, 5 sec)	T_L	+275	$^\circ\text{C}$

Bipolar Transistor



Electrical Characteristics ($T_A = 25^\circ\text{C}$ unless otherwise specified)

Parameter	Symbol	Test Conditions	Min.	Typ	Max.	Unit
-----------	--------	-----------------	------	-----	------	------

OFF Characteristics (Note 1)

Collector - Emitter Sustaining Voltage	$V_{CEO(sus)}$	$I_C = 25\text{mA}, I_B = 0$	350	-	-	V
Collector Cutoff Current	I_{CEV}	$V_{CEV} = 450\text{V}, V_{BE(off)} = 1.5\text{V}$	-	-	1	mA
		$V_{CEV} = 225\text{V}, V_{BE(off)} = 1.5\text{V}, T_C = 100^\circ$	-	-	10	mA
Emitter Cutoff Current	I_{EBO}	$V_{EB} = 6\text{V}, I_C = 0$	-	-	1	mA

ON Characteristics (Note 1)

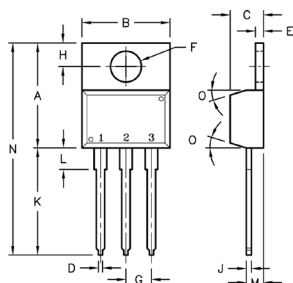
DC Current Gain	h_{FE}	$V_{CE} = 10\text{V}, I_C = 2.5\text{A}$	10	-	75	
		$V_{CE} = 10\text{V}, I_C = 5\text{A}$	3	-	-	
Collector - Emitter Saturation Voltage	$V_{CE(sat)}$	$I_C = 2.5\text{A}, I_B = .5\text{A}$	-	-	1.5	V
		$I_C = 5\text{A}, I_B = 2\text{A}$	-	-	5	V
Base - Emitter Saturation Voltage	$V_{BE(sat)}$	$I_C = 2.5\text{A}, I_B = 0.5\text{A}$	-	-	1.5	V
		$I_C = 5\text{A}, I_B = 2\text{A}$	-	-	2.5	V

Dynamic Characteristics

Current Gain - Bandwidth Product	f_T	$V_{CE} = 10\text{V}, I_C = 250\text{mA}, f = 1\text{MHz}$	5	-	-	MHz
Output Capacitance	C_{ob}	$V_{CB} = 10\text{V}, I_E = 0, f = 0.1\text{MHz}$	-	150	-	pF

Switching Characteristics (Resistive Load)

Note 1 : Pulse test : -Pulse width = 5ms, duty cycle \leq 10%



Pin Configuration:

1. Base
2. Collector
3. Emitter
4. Collector

Dim.	A	B	C	D	E	F	G	H	J	K	L	M	N	O
Min.	14.42	9.63	3.56	-	1.15	3.75	2.29	2.54	-	12.7	2.8	2.03	-	7°
Max.	16.51	10.67	4.83	0.9	1.4	3.88	2.79	3.43	0.56	14.73	4.07	2.92	31.24	

Dimensions : Millimetres

Part Number Table

Description	Part Number
Transistor, NPN, 5A, 350V, TO-220	2N6499

Important Notice : This data sheet and its contents (the "Information") belong to the members of the Premier Farnell group of companies (the "Group") or are licensed to it. No licence is granted for the use of it other than for information purposes in connection with the products to which it relates. No licence of any intellectual property rights is granted. The Information is subject to change without notice and replaces all data sheets previously supplied. The Information supplied is believed to be accurate but the Group assumes no responsibility for its accuracy or completeness, any error in or omission from it or for any use made of it. Users of this data sheet should check for themselves the Information and the suitability of the products for their purpose and not make any assumptions based on information included or omitted. Liability for loss or damage resulting from any reliance on the Information or use of it (including liability resulting from negligence or where the Group was aware of the possibility of such loss or damage arising) is excluded. This will not operate to limit or restrict the Group's liability for death or personal injury resulting from its negligence. Multicomp is the registered trademark of the Group. © Premier Farnell plc 2012.

www.element14.com
www.farnell.com
www.newark.com

