

## Features

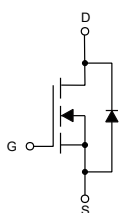
- Low Gate Threshold Voltage
- Low Input Capacitance
- Low On-Resistance
- Epoxy Meets UL 94 V-0 Flammability Rating
- Moisture Sensitivity Level 1
- Halogen Free Available Upon Request By Adding Suffix "-HF"
- Lead Free Finish/RoHS Compliant ("P" Suffix Designates RoHS Compliant. See Ordering Information)

## Maximum Ratings

- Operating Junction Temperature Range: -55°C to +150°C
- Storage Temperature: -55°C to +150°C
- Thermal Resistance: 625°C/W Junction to Ambient

Parameter	Symbol	Rating	Unit
Drain-Source Voltage	$V_{DS}$	60	V
Gate-Source Voltage	$V_{GS}$	Continuous	±20
		Pulsed	±40
Drain-Gate Voltage	$R_{GS} \leq 1.0M\Omega$	60V	V
Drain Current <sup>(1)</sup>	$I_D$	Continuous	0.115
		Continuous@100°C	0.073
		Pulsed	0.80
Power Dissipation <sup>(1)</sup> Derating above $T_A = 25^\circ C$	$P_D$	0.20	W
		1.60	mW/°C

## Internal Structure

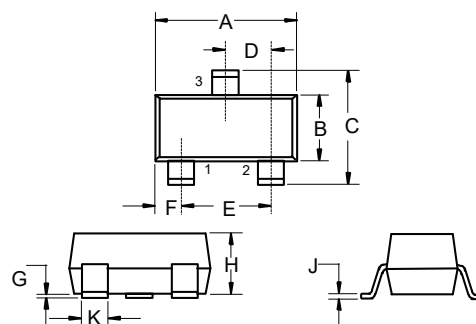


1. GATE
2. SOURCE
3. DRAIN

**Marking: K72 / 7002**

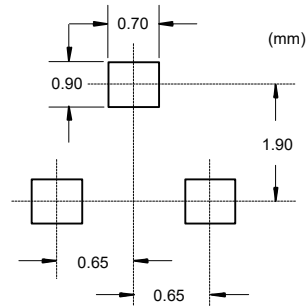
# N-Channel MOSFET

## SOT-323



DIM	INCHES		MM		NOTE
	MIN	MAX	MIN	MAX	
A	0.071	0.087	1.80	2.20	
B	0.045	0.053	1.15	1.35	
C	0.083	0.096	2.10	2.45	
D	0.026		0.65		TYP.
E	0.047	0.055	1.20	1.40	
F	0.012	0.016	0.30	0.40	
G	0.000	0.004	0.00	0.10	
H	0.035	0.044	0.90	1.10	
J	0.002	0.010	0.05	0.25	
K	0.006	0.016	0.15	0.40	

### Suggested Solder Pad Layout



**ELECTRICAL CHARACTERISTICS (Ta=25°C unless otherwise specified)**

Parameter	Symbol	Test conditions	Min	Typ	Max	Unit
Drain-Source Breakdown Voltage	$V_{(BR)DSS}$	$V_{GS}=0V, I_D=10\mu A$	60	70		V
Gate-Threshold Voltage <sup>(2)</sup>	$V_{GS(th)}$	$V_{DS}=V_{GS}, I_D=250\mu A$	1.0		2.0	V
Gate-Body Leakage	$I_{GSS}$	$V_{DS}=0V, V_{GS}=\pm 20V$			$\pm 10$	$\mu A$
Zero Gate Voltage Drain Current	$I_{DSS}$	$V_{DS}=60V, V_{GS}=0V, T_C=25^\circ C$			1.0	$\mu A$
		$V_{DS}=60V, V_{GS}=0V, T_C=125^\circ C$			500	
On-State Drain Current	$I_{D(on)}$	$V_{DS}=7.5V, V_{GS}=10V$	500	1000		mA
Drain-Source On-Resistance <sup>(2)</sup>	$R_{DS(on)}$	$V_{GS}=10V, I_D=500mA$		4.4	13.5	$\Omega$
		$V_{GS}=5V, I_D=50mA$		3.2	7.5	
Forward Transconductance	$g_{fs}$	$V_{DS}=10V, I_D=200mA$	80			ms
Input Capacitance	$C_{iss}$	$V_{DS}=25V, V_{GS}=0V, f=1MHz$		22	50	pF
Output Capacitance	$C_{oss}$			11	25	
Reverse Transfer Capacitance	$C_{rss}$			2	5	
Turn-On Time	$t_{d(on)}$	$V_{DD}=30V, V_{GEN}=10V, R_L=150\Omega,$ $I_D=200mA, R_{GEN}=25\Omega$		7	20	ns
Turn-Off Time	$t_{d(off)}$			11	20	

Note: 1. Valid Provided That Terminals are Kept at Specified Ambient Temperature.

2. Pulse Test: Pulse Width  $\leq 300\mu s$ , Duty Cycle  $\leq 2\%$ .

## Curve Characteristics

Fig. 1 - Output Characteristics

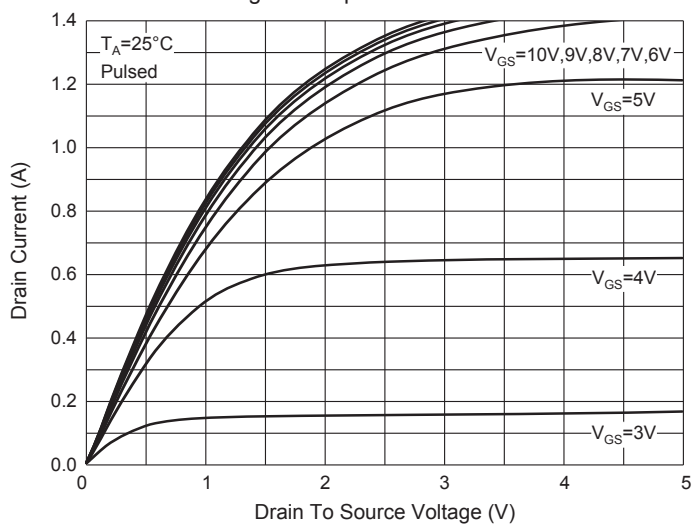


Fig. 2 - Transfer Characteristics

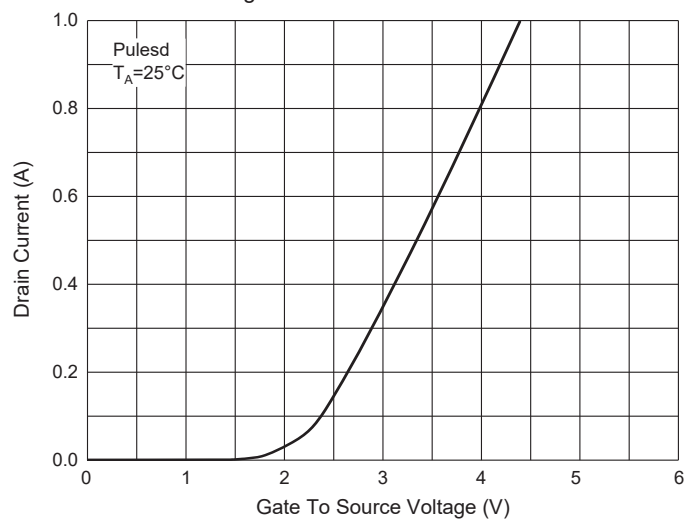


Fig. 3 -  $R_{DS(ON)} - I_D$

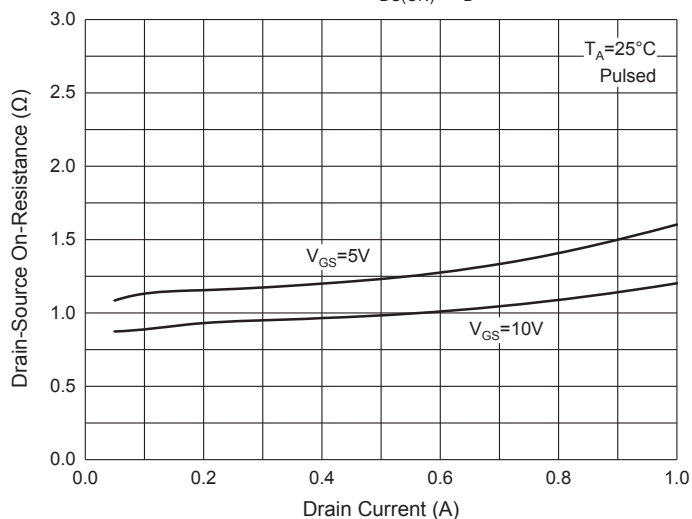


Fig. 3 -  $R_{DS(ON)} - V_{GS}$

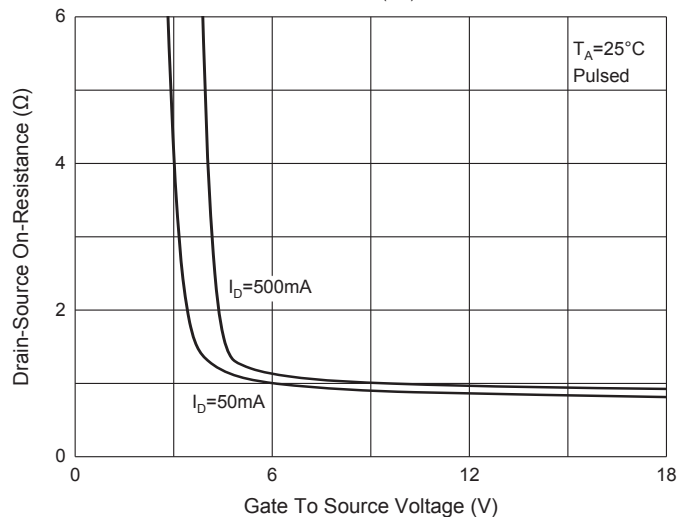
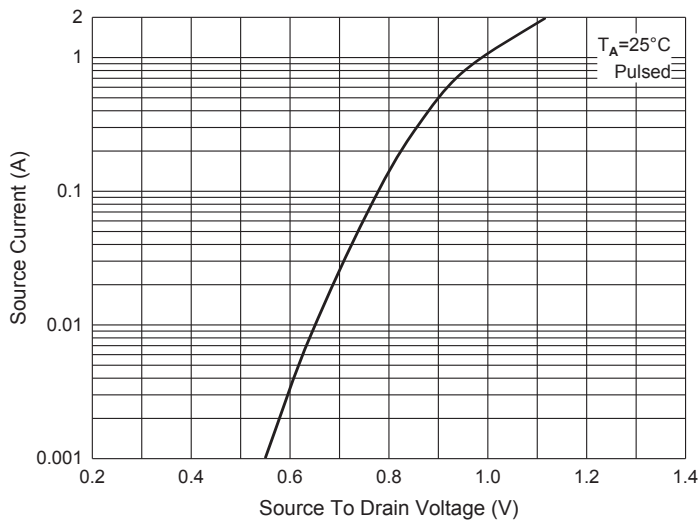


Fig. 5 -  $I_S - V_{SD}$



## Ordering Information

Device	Packing
Part Number-TP	Tape&Reel:3Kpcs/Reel

Note : Adding "-HF" Suffix For Halogen Free, eg. Part Number-TP-HF

### \*\*\*IMPORTANT NOTICE\*\*\*

**Micro Commercial Components Corp.** reserves the right to make changes without further notice to any product herein to make corrections, modifications , enhancements , improvements , or other changes . **Micro Commercial Components Corp.** does not assume any liability arising out of the application or use of any product described herein; neither does it convey any license under its patent rights ,nor the rights of others . The user of products in such applications shall assume all risks of such use and will agree to hold **Micro Commercial Components Corp.** and all the companies whose products are represented on our website, harmless against all damages.

### \*\*\*LIFE SUPPORT\*\*\*

MCC's products are not authorized for use as critical components in life support devices or systems without the express written approval of Micro Commercial Components Corporation.

### \*\*\*CUSTOMER AWARENESS\*\*\*

Counterfeiting of semiconductor parts is a growing problem in the industry. Micro Commercial Components (MCC) is taking strong measures to protect ourselves and our customers from the proliferation of counterfeit parts. MCC strongly encourages customers to purchase MCC parts either directly from MCC or from Authorized MCC Distributors who are listed by country on our web page cited below. Products customers buy either from MCC directly or from Authorized MCC Distributors are genuine parts, have full traceability, meet MCC's quality standards for handling and storage. **MCC will not provide any warranty coverage or other assistance for parts bought from Unauthorized Sources.** MCC is committed to combat this global problem and encourage our customers to do their part in stopping this practice by buying direct or from authorized distributors.